






These statements are used to assess the impact our teaching intention and the progress of children during their learning journey.

	Autumn	Spring	Summer
Learning	 Pop Art (1950s) I can explain the style of my work and how it has been influenced by a famous artist . I can learn about Andy Warhol , Roy Lichtenstein and Jean-Michel Basquiat . I can try different media to create my transient fairground image. I can test different media to add colouration to an image based on Parviz Tanvoli I can explain why I have chosen specific techniques to create my art.	 Mayan Textiles (Cross Stitch Patterns) I can sketch my observations of the key characteristics of Mayan textile designs. I can revise my sketches and create my final Mayan textile panel . I can master the techniques used in cross stitch . I can cross stitch my Mayan textile panel.	 Margaret Godfrey Volcano Art I can research the work of an artist and use their work to replicate a style . I can investigate the materials and techniques used in a picture. I can create texture in my art by combining paint and collage materials. I can use a range of paint thicknesses and colours to create the image of speed and heat.
	Artists Roy Lichtenstein Pauline Boty Andy Warhol Parviz Tanvoli Jean-Michel Basquiat		Margaret Godfrey
Skills and Vocabulary	-Explore and identify the style of work and how it has been influenced by famous artists . -Use a variety of source material for their work. -Use drawing as a starting point that may be taken forward into work with other media . -Test different media to create fairground images, using different media to add colourisation. -Explain reasoning behind specific techniques . -Use a wide variety of drawing tools and media , using increased control and explore the properties of the line , tone , colour and shape.	-Use research and develop design criteria to inform the design of appealing products that are aimed at particular individuals or groups -Sketch observations of the key characteristics of Mayan textile designs. -Revise sketches and create final textile panel . -Master techniques used in cross stitch . -To be expressive and analytical to adapt, extend and justify their work. -To use different techniques (cross, running, back, blanket, 1/4 and 3/4 stitches) and colours when designing and creating textile panels . -To be able to stitch with increasing accuracy and independence.	-Research the work of an artist and use their work to replicate a style . -Investigate materials and techniques used. -Create texture by combining paint and collage materials. -Use a range of media to create collage . -Awareness of the uses of material . -Choose appropriate paint, paper and implements to adapt and extend their work. -Show an awareness of how paintings are created (composition). -To be expressive and analytical to adapt, extend and justify their work. -Use different techniques , colours and textures.