







These statements are used to assess the impact our teaching intention and the progress of children during their learning journey.

	Autumn	Spring	Summer
	 <b>War Imagery</b> <b>Picasso</b> 	 <b>Caribbean Art</b>	 <b>Lowry</b>
<b>Learning</b>	<p>I can explore images of the <b>Blitz</b></p> <p>I can test different <b>media</b> to add <b>colouration</b>.</p> <p>I can use <b>shading</b> to create <b>mood</b> and <b>feeling</b>.</p> <p>I can use <b>facial proportions</b> to make <b>initial sketches</b>.</p> <p>I can explore <b>Cubism</b>, looking at subjects in new ways.</p> <p>I can repaint shapes from different angles.</p> <p>I can <b>revisit</b> my work and make improvements.</p>	<p>I can investigate <b>colour blends</b> to create a sunset sky scene.</p> <p>I can explore the work of a <b>famous artist</b> from the Caribbean.</p> <p>I can explore <b>techniques</b> to match the <b>style</b> of a famous artist.</p> <p>I use the <b>appropriate tools</b> to create an image.</p>	<p>I can research the work of an <b>artist</b> and use their <b>style</b> to replicate a <b>style</b>.</p> <p>I can use lines of <b>perspective</b> and <b>colour perspective</b> to create <b>depth</b> in my picture.</p> <p>I can <b>mix</b> paint to add <b>colour perspective</b> to my picture.</p> <p>I can explain the <b>style</b> of my work and how it has been <b>influenced</b> by a <b>famous artist</b>.</p>
<b>Artists</b>	Grainger Smith (1892–1961) Picasso (1891- 1973)	Michelle Elliot St .John John Clark	Laurence Stephen Lowry (1887–1976)
<b>Skills and Vocabulary</b>	<p>Explore images of the <b>Blitz</b> and <b>cubist</b> work.</p> <p>-Test different <b>media</b> to add <b>colourisation</b>.</p> <p>-<b>Shading</b> to create <b>mood</b> and <b>feeling</b>.</p> <p>-<b>Facial proportions</b> to make <b>initial sketches</b>.</p> <p>-Create an image of a war prisoner.</p> <p>-<b>Revisit</b> ketches of <b>portraits</b> and improve them.</p> <p>-Explore the roles and purposes of <b>artists</b> working in different <b>times</b>.</p> <p>-Demonstrate a wide variety of ways to make <b>different marks</b> with <b>dry</b> and <b>wet media</b>.</p> <p>-Develop ideas using different or mixed <b>media</b>.</p> <p>-Manipulate and experiment with the elements of art: <b>line, tone, pattern , texture, form, space, colour and shape</b>.</p>	<p>Use a variety of source material for their work.</p> <p>-Investigate <b>colour blends</b> to create a sunset sky scene.</p> <p>-Explore the work of a <b>famous artist</b> from the Caribbean.</p> <p>-Explore <b>techniques</b> to match the <b>style</b> of a famous artist.</p> <p>-Use <b>appropriate tools</b> to create an image.</p> <p>-Explore the roles and purposes of <b>artists</b> working in <b>different cultures</b>.</p> <p>-<b>Compare ideas, methods</b> and <b>approaches</b> in their own and others' work and say what they think and feel about them.</p> <p>-<b>Adapt</b> work according to their views and describe how they might <b>develop</b> it further.</p>	<p>Research the work of an <b>artist</b> and use their <b>style</b> of replicate a <b>style</b>.</p> <p>-Use lines of <b>perspective</b> and <b>colour perspective</b> to create <b>depth</b>.</p> <p>-<b>Mix</b> paint to add colour perspective to picture.</p> <p>-Explain the <b>style</b> of work and how it has been <b>influenced</b> by a <b>famous artist</b>.</p> <p>-Choose appropriate paint, paper and implements to <b>adapt</b> and <b>extend</b> their work.</p> <p>-Show an awareness of how paintings are created (<b>composition</b>).</p> <p>-<b>Create shades</b> and <b>tints</b> using black and white.</p> <p>-<b>Adapt</b> work according to their views and describe how they might <b>develop</b> it further.</p>

