

Wednesday 30th March 2022

I can plan an 'Under the Sea' poem

What language can you identify?

Squid and lobster, giant whales,  
Jellyfish, seahorses and fish with tails.  
Sharks and walruses, oysters with pearls,  
Cuttlefish and octopuses – see them twirl!

Crabs and sea snakes, electric eels,  
Dolphins, orcas and clapping seals.  
Mussels, swordfish, turtles in shells,  
Starfish and clams hide in ocean swells.

All make their home in the depths below.  
Dark and mysterious - there's lots we don't know,  
So let's learn together, you and me,  
About the creatures under the sea!

Where are the rhyming words?

Wednesday 30th March 2022

I can plan an 'Under the Sea' poem


What language can you identify?

Nobody knows  
where he goes,  
nor what he does in the deep,  
nor why he sings,  
like a bird without wings,  
nor where he eats and sleeps.

The blue whale roves  
through watery groves,  
his heart is the size of a car,  
his tongue, on the scale,  
makes zoologists pale –  
it's as heavy as elephants are.

A blue whale's vein  
without stress or strain,  
could be swum down by you or me.

He's the biggest feature  
that ever did creature  
the sky, the land or the sea.



Where are the rhyming words?

Wednesday 30th March 2022

I can plan an 'Under the Sea' poem



How good to swim just for a while,  
And gaze down through the ocean mile;  
The ocean is a mystery,  
It's calling and enticing me.



A beam of light shines down below,  
To illuminate the world on show;  
Seahorse dance and jellyfish glide,  
Cuttlefish swim and eels slip and slide.



Seaweed twirls and pufferfish puff,  
Dolphins dive below the rough.  
Crabs do scuttle and lobsters nip,  
Stingrays drift below the ship.

The animals are outstanding here,  
They can be seen from far and near;  
A magical kingdom down below  
Whose secrets I will never know.



What language can you identify?

Where are the rhyming words?

Title:

Stanza 1:

Stanza 2:




Stanza 3:

Stanza 4:

30.0 3.2 2

I can identify fractions

1. Complete the table.

	What fraction of the whole pizza has been eaten?	What fraction is left?
	$\frac{\square}{\square}$	$\frac{\square}{\square}$
	$\frac{\square}{\square}$	$\frac{\square}{\square}$
	$\frac{\square}{\square}$	$\frac{\square}{\square}$

3 marks

2. If  $\frac{1}{2}$  of the clown's balloons popped, how many would be left?



3. Sam baked 12 biscuits. He decorated a  $\frac{1}{4}$  of them with chocolate icing and the rest with strawberry icing.



How many cakes were covered with chocolate icing?


How many cakes were covered with strawberry icing?

1 mark

2 marks



4. Complete the fractions to match the images.




$$\frac{\square}{4}$$

$$\frac{\square}{\square}$$

$$\frac{2}{\square}$$

5. A red ribbon is longer than the blue ribbon by  $\frac{1}{2}$ .

How long is the red ribbon?  cm



6. Bethen is counting up in halves. Identify the next three numbers in her count.



0,  $\frac{1}{2}$ , 1,  $1\frac{1}{2}$ , 2,  $2\frac{1}{2}$ , \_\_\_\_\_, \_\_\_\_\_, \_\_\_\_\_

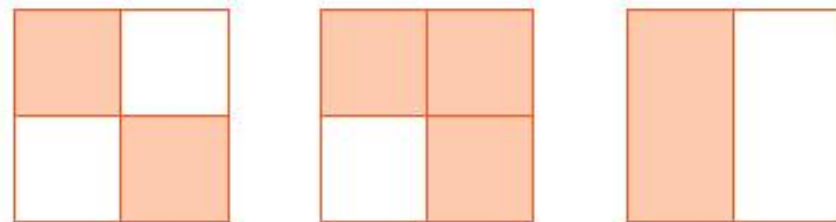
2 marks

7. Calculate the given fraction of each number.

$\frac{1}{4}$  of 16 =      $\frac{2}{4}$  of 16 =      $\frac{3}{4}$  of 16 =

2 marks

8. Circle the two fractions that are equivalent (have the same value) to each other?

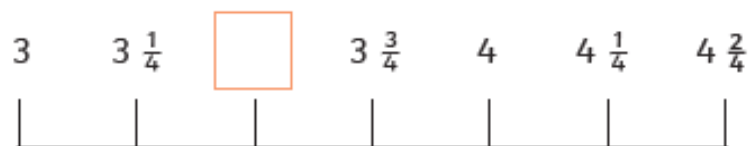


1 mark

2 marks

1 mark

9. Josie and Luca are trying to work out what number is missing from the fraction number line.



Josie

Luca

Who is correct?  
Explain your answer.

---


---

---




1 mark

10. Split this shape into thirds.



1 mark

11. Work out the value of each of the equal parts in the bar model.



Use the bar model to help you calculate  $\frac{2}{3}$  of 15.



2 marks



Total  
18 marks



Wednesday 30th March 2022

I can retell the story

Use the map on the next page to plan out the story. Think about where grandma's house would be. Where would the wolf be hiding?

The image displays a collection of Spanish vocabulary cards and illustrations related to the story of Little Red Riding Hood. The cards are arranged in a grid-like fashion, with some illustrations placed around them. The cards contain the following text:

- el cazador
- unos pasteles
- el lobo
- los ojos
- los dientes
- el bosque
- la boca
- las orejas
- la casa
- los padres
- la abuela
- Caperucita Roja

The illustrations include:

- A grey wolf.
- A forest with green trees.
- A brown house with a red door and windows.
- A hunter in a green hat and blue overalls.
- A woman in a red hooded cape (Little Red Riding Hood).
- A man and a woman (the parents).
- An elderly woman sitting in a rocking chair (Grandma).
- A pair of brown ears.
- A pair of pink lips.
- A smiling mouth.
- A pair of blue eyes.
- A plate of colorful pastries.

