

Monday 28th March 2022

28-3-22

Handwriting and Spelling

Write each word three times.

After each word has been written, put it into a sentence that shows its meaning.

Contributory

Obligatory

Territory

Laboratory

Lavatory

Word of the Day = **yacht**.

What does it mean?

Does it have more than one meaning?

Which word type is it?

How do we use it?

Literacy

Monday 28th March 2022

28-3-22

I can research about how wolves live.

What do you know about wolves and the way that they live?

How could we find out more?

Monday 28th March 2022

28-3-22

I can research about how wolves live.

On Thursday, we'll be writing a letter from the perspective of the wolves.

To do this, we need to know some background information. What might be useful to research?

Generate some specific questions that might help you understand them better.

Your task is to use the websites below and these four subheadings to organise your research about wolves: Hunting, Leaders of the Pack, Life Cycle and Where Wolves Live.

<https://www.konnecthq.com/wolf-facts/>

<https://kids.nationalgeographic.com/animals/mammals/facts/gray-wolf>

These questions might help to focus your research

1. Where do wolves live?
2. What do wolves eat?
3. How is a wolf pack led?
4. What is the life cycle of a wolf?
5. Why would a wolf live in the walls of a house?

Year Six Maths

Week 11 - Ratio

Lesson 1 - I can use scale factors.

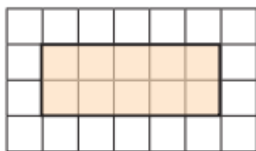
Videos to support the task can be found here.

<https://vimeo.com/519498985>


The worksheets for the lesson can be found below.

Using scale factors

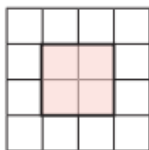
- 1 a) Here is a rectangle.




Draw another rectangle where each side is twice as big.



- b) Here is a square.


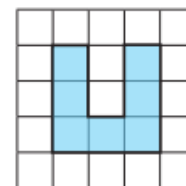
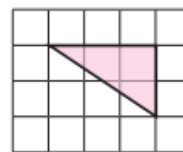


Draw another square where each side is 4 times as big.



- 2 a) Explain what it means for a shape to be enlarged by a scale factor of 2

- b) Enlarge the shapes by a scale factor of 2



- 3 Complete the sentence.

A shape in which each side has tripled in size has been enlarged by a scale factor of

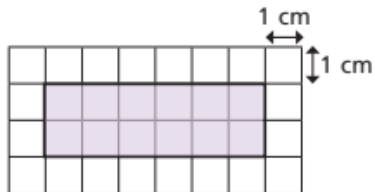
- 4 Here is a rectangle.



- a) Measure the side lengths of the rectangle and label them on the diagram.
 b) Enlarge the rectangle by a scale factor of 3 and label the side lengths.



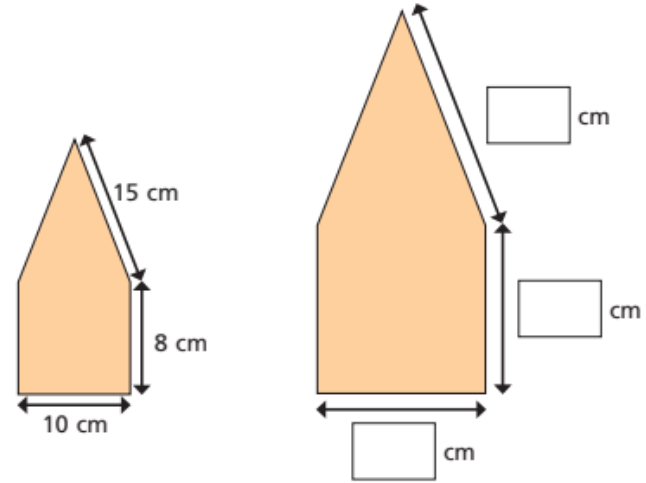
- 5 The sides of the rectangle are increased by a scale factor of 2. What is the perimeter of the new shape?



cm

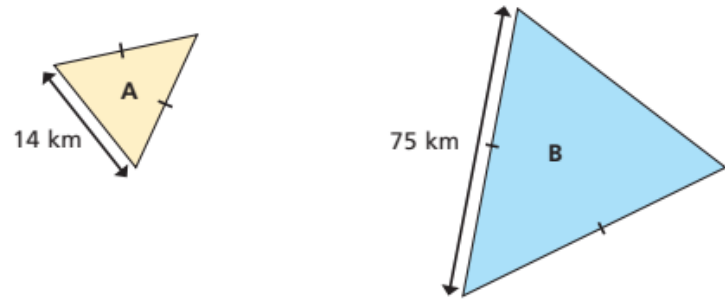


- 6 The shape has been enlarged by a scale factor of $1\frac{1}{2}$. Fill in the dimensions of the new shape.



- 7 Triangle A has been enlarged by a scale factor of 5 to make triangle B.

Find the perimeter of each triangle.



perimeter of A = perimeter of B =

Computing

Monday 28th March 2022

28-3-22

I can use the function button to calculate averages.

Today we are learning...

How to re-organize our data into different groups.

How to use the function button to calculate averages.

Today, your task is to use your spreadsheet to organise your animals according to their groups...

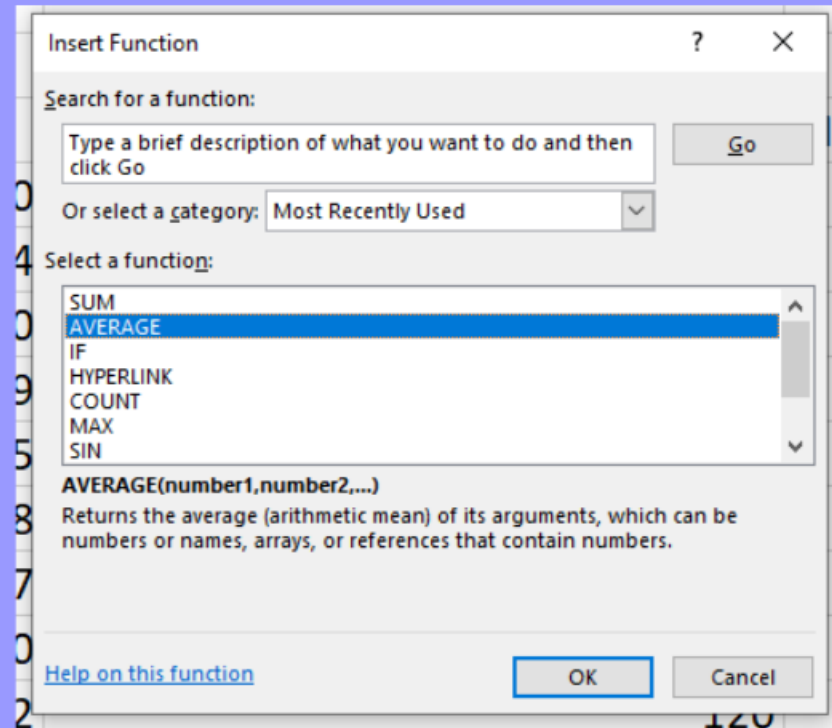
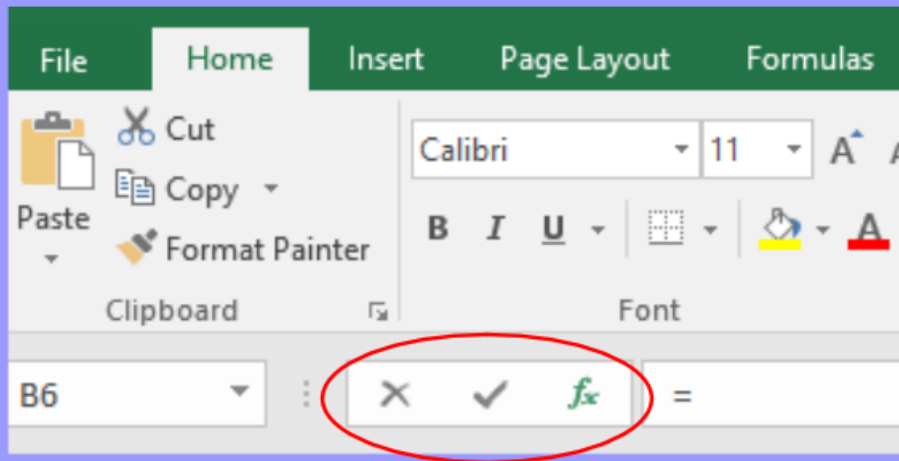
Complete your graph to show the totals of the different animal groups you have.

Next, your task is to use the function button (fx) to calculate averages. (This is shown on the next slide.)

Can you create a graph to show the averages?
Explain what you've found in a Word document.

If you do not have your spreadsheet data to hand for the animals, there is data on the next slide that you can use.

	Animal	length (mm)	Life Expectancy in Years	Gestation/Incubation Period (days)	Mass (g)
6	Howler Monkey	1371.6	20	180	6800
7	Jaguar	2400	14	105	99000
8	Macaw	635	60	27	0.45
9	Capybara	1300	9	150	52000
10	Caiman	3500	35	85	300000
11	Pirahna	240	8	3	3175
12	Poison Dart Frog	30	7	21	28
13	Two-Toed Sloth	650	40	180	6000
14	Vampire Bats	90	12	120	57
15	Toco Toucan	6300	18	18	680



Spanish

Monday 28th March 2022

28-3-22

I can use conjunctions to give opinions
about singular foods.

<https://classroom.thenational.academy/lessons/giving-opinions-about-plural-foods-and-joining-opinions-using-conjunctions-cmvk2r>

Giving opinions about plural foods and joining opinions using conjunctions

In this lesson, we will recap the food nouns, focusing on the plural foods and their definite articles. We will learn how to give opinions about plural foods and join opinions using conjunctions and the adverb "también".