

Friday 18th March 2022

18.03.2022

Handwriting

Spellings:

immediately

individual

interfere

interrupt

language

stagnant

Task:

Copy each word twice and then write it a third time without looking.

Make sure your joins are accurate, letters the same size and your handwriting sits neatly on the line.

Can you write a complex sentence?

Can you write a sentence with an expanded noun phrase?

Can you write a sentence with a verb opener?

Can you write a sentence with a relative clause?

Friday 18th March 2022

18.03.2022

I can edit and improve my persuasive text.

Success Criteria:

	SA	TA
Point, Evidence and Analysis		
Connectives to link ideas and paragraphs		
Parenthesis.		
Adverbs.		
Modal verbs.		

Use coloured pencils to create a key for your success criteria. Use a ruler and a coloured pencil to find evidence for each criteria. Try to find at least three examples of each.

Friday 18th March 2022

18.03.2022

I can edit and improve my persuasive text.

**What evidence of the success criteria can we find
on the next slide?**

Key Stage One classes have a fifteen minute afternoon break every school day. However, surprisingly, Key Stage Two do not have this time to enjoy away from their school work even though there is a lot of evidence to suggest that they would benefit from from having an afternoon break too.

Firstly, it is obvious that children in Key Stage Two work harder than those in Years One and Two: they are expected to write up to three times as much in every lesson! Consequently, they can often be exhausted towards the end of the day by the constant effort they have had to put in. Therefore, a short afternoon break - when there is a gap between lessons - would be extremely beneficial for them and would clearly help improve their levels of concentration for the last lesson.

I can edit and improve my persuasive text.

What do we look for when we redraft our work?

- **Sense** (words missed out, missing subjects, unclear meaning).
- **Spelling.** (Are you sure 'that word' is correct?
CHECK IT!)
- **Punctuation.** (Comma splices, missing full stops, inaccurate parenthesis)
- **Paragraphing.** (TiP ToP)
- **Have we hit ALL of our success criteria?**

Friday 18th March 2022

18.03.2022

I can edit and improve my persuasive text.

Plenary:

What changes have you made in your work today?

What success criteria have you achieved this lesson?

18.02.22

I can calculate a fraction of an amount.

Flashback 4

Year 5 | Week 8 | Day 5



1) Work out $6\frac{1}{4} - 2\frac{1}{2}$

2) Add $7\frac{3}{5}$ and $2\frac{1}{2}$

3) Which is greater $\frac{17}{20}$ or $\frac{5}{8}$?

4) What is the value of the 7 in the number 276, 103?

18.02.22

I can calculate a fraction of an amount.

<https://vimeo.com/515270073>

Watch the lesson above and complete the work on the next slide

Reasoning:

Is the following statement true or false?

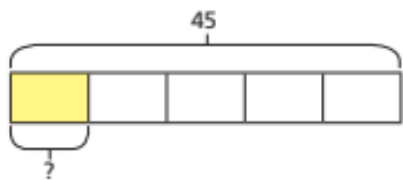
$$\frac{2}{3} \text{ of } 60 = \frac{1}{3} \text{ of } 120$$

Can you use reasoning to explain your thinking

1 Annie and Mo are finding fractions of amounts.

a) Annie is trying to find $\frac{1}{5}$ of 45

She draws this bar model.

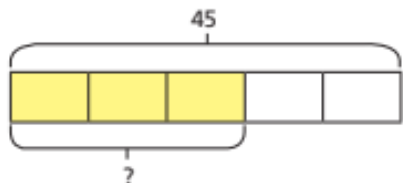


How does the bar model represent the calculation?

What is $\frac{1}{5}$ of 45?



b) Mo is trying to find $\frac{3}{5}$ of 45



How does the bar model represent the calculation?

What is $\frac{3}{5}$ of 45?



c) What is the same and what is different about Mo and Annie's questions?



2 Complete the calculations.

a) $\frac{1}{3}$ of 27 = b) $\frac{1}{3}$ of 72 = c) $\frac{1}{3}$ of 90 =

$\frac{2}{3}$ of 27 = $\frac{1}{6}$ of 72 = $\frac{2}{6}$ of 90 =

$\frac{3}{3}$ of 27 = $\frac{1}{12}$ of 72 = $\frac{3}{9}$ of 90 =

What patterns do you notice?

3 Match the calculations to the correct amounts.

$\frac{5}{8}$ of 48

32

$\frac{2}{3}$ of 48

40

$\frac{5}{6}$ of 48

30

$\frac{3}{4}$ of 48

36

4 Write $<$, $>$ or $=$ to compare the calculations.

a) $\frac{5}{7}$ of 56 $\frac{5}{8}$ of 56

c) $\frac{2}{3}$ of 63 $\frac{5}{8}$ of 64

b) $\frac{4}{7}$ of 56 $\frac{5}{8}$ of 56

d) $\frac{7}{10}$ of 350 $\frac{5}{7}$ of 350

5 165 children and adults go on a school trip.

Two thirds of the people are children.

a) How many adults are on the school trip?

b) $\frac{3}{5}$ of the children are boys.

How many boys are on the school trip?

c) $\frac{7}{10}$ of the children have an apple for lunch.

How many children do **not** have an apple for lunch?

6 Tick the odd one out.

$\frac{3}{4}$ of 80

$\frac{3}{8}$ of 160





$\frac{2}{3}$ of 90

$\frac{3}{4}$ of 100

Explain your choice.

7 320 people were asked about their favourite flavour of ice cream.

Here is a pictogram showing the results.

vanilla	
strawberry	
chocolate	
mint choc chip	

a) How many people chose mint choc chip?

b) How many more people chose vanilla than chocolate?

I can research the Maya inspired art work of Dan Fenelon.

The Maya painted murals on the walls of their buildings including their houses, temples, and public buildings.

The subjects of the murals varied widely, including scenes from daily life, mythology, battles, and religious ceremonies.

Unfortunately, due to the high humidity of the region, few of the murals have survived. Aside from their great stone cities often dominated by temples and pyramids, Mayan architectural features were frequently adorned with interior painting. The interior temple walls as well as the walls of palaces were decorated with painted scenes that reflected Mayan life and religion.

The painted murals of Bonampak in the Mexican state of Chiapas are considered some of the best examples of their detailed frescoes. The ruins of the Mayans also demonstrate their logograms.

Friday 18th March 2022

18.03.2022

I can research the Maya inspired art work of Dan Fenelon.

Dan Fenelon is an artist from New Jersey in the United States of America.

He has been inspired by the art of the Maya art to create his own pictures.

Your task...

Use the website below to see some of his images.

Click on one image and select an area to look at in detail.

Try to recreate the area you have selected on your piece of paper.

Use the vocabulary on the left to describe your picture.

Vocabulary:
proportion,
lines,
shapes, colour,
patterns,
symmetry,
features,
detail.



<https://fineartamerica.com/profiles/daniel-fenelon>