

Monday 14th March 2022



Year 2 Remote Learning

Literacy

9:00 – 10:15



Today we are going to be using our sense of sight and smell to describe candy floss.

Don't worry if you don't have any in the house you can use your past experience and imagination to describe how it might smell and use the pictures to describe how it might taste.



What is candy floss?

Candy floss is - an item of sweet food in the form of a mass of pink or white fluffy spun sugar wrapped round a stick.

You might see it at a funfair.



What does it look like?



bright

glowing

tall

dark

blue

colourful

clear

light

green

black

white

flashing



purple

dull

orange

short

big

yellow

small

long

red

thin

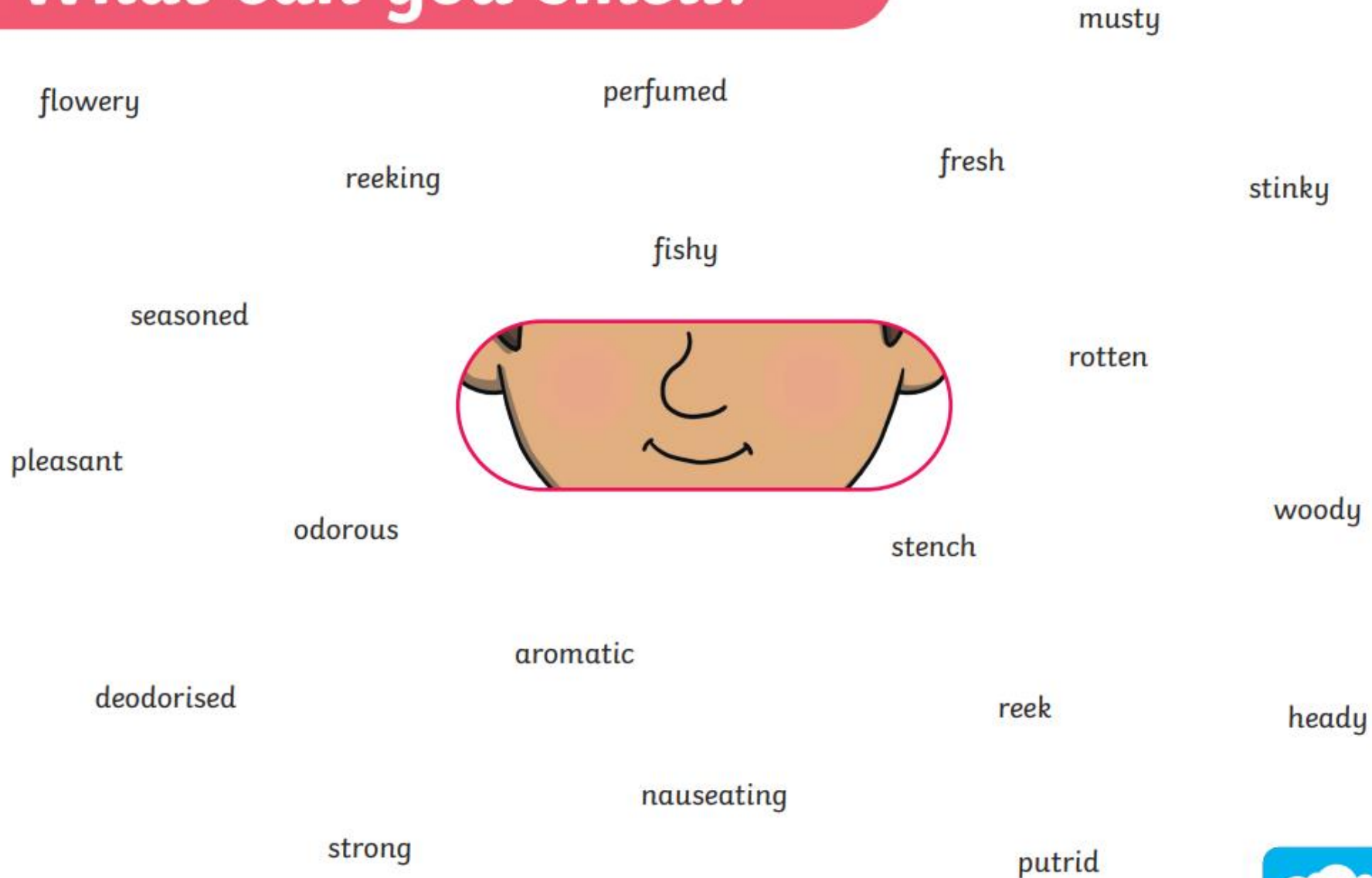
fat

beautiful

twinkl



What can you smell?



WHAT'S THAT SMELL?

Can you use any of these smell words to describe something you have smelled before?



antiseptic

musky

smoky

burnt

cheesy

musty

strong

spicy

dank

new

wet

sour

decayed

old

woody

clean

dusty

pungent

putrid

stagnant

earthy

putrid

stench

minty

flowery

rainy

pungent

fishy

fresh

rancid

piney

reeking

fruity

rosy

damp

sweet

gassy

rotten

spoiled

stale

grassy

salty

rotten

eye-watering

leathery


sharp

fragrant

Lesson 1

Monday 14th March 2022

I can use sight and smell to describe.



5 Senses



Sight



Hearing



Touch



Smell



Taste

What can you see and smell?

Monday 14th March 2022

I can use sight and smell to describe.

Let's think about our descriptive language.



The candyfloss smells sweet.

The puffy, fluffy candyfloss smells sweet when it's in the clever, pink machine.

The strong smell of puffy, sweet candy floss fills the fresh, invisible air.



What do you notice about these sentences?

Can you think of different sentence starters?

Monday 14th March 2022

Write
descriptive
sentence
about what
you think
candy floss
may smell
and look
like.

I can use sight and smell to describe.

Use phonics to spell correctly and adjectives to describe.



Use noun phrases and conjunctions to describe and include different sentence starters.



Use adventurous words and conjunctions to describe and include different sentence starters.



A



ay



Wow!

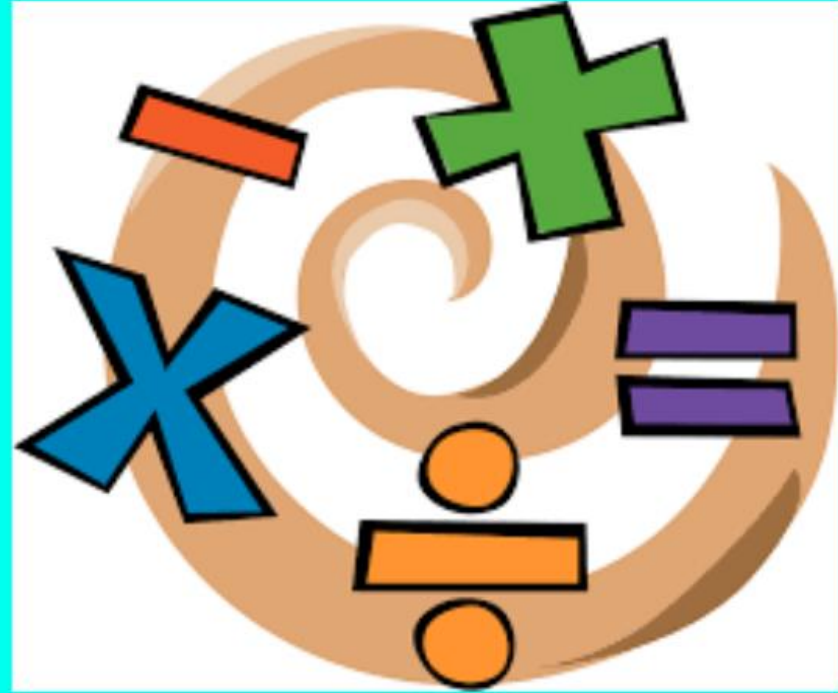
and



and
but
because
that
when
or
if

Maths

10:45 – 11:45



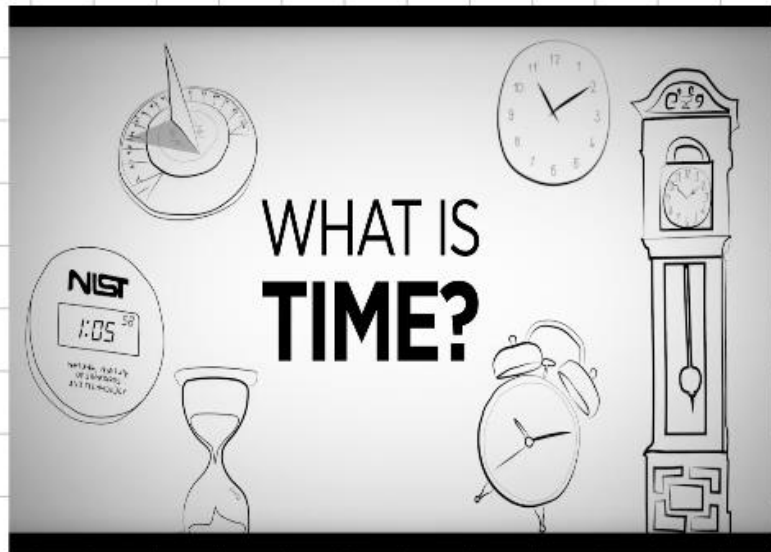
1 4 . 3 . 2 2

MATHS

10:45 - 11:45

I can tell the time to quarter past.

A 46



analogue
clock

o'clock

half past

quarter past



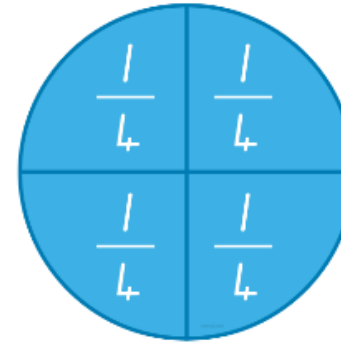
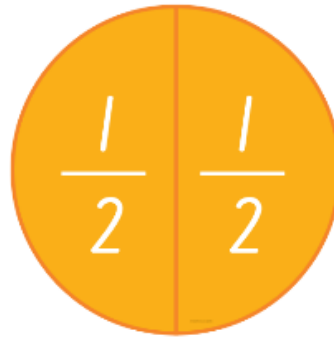
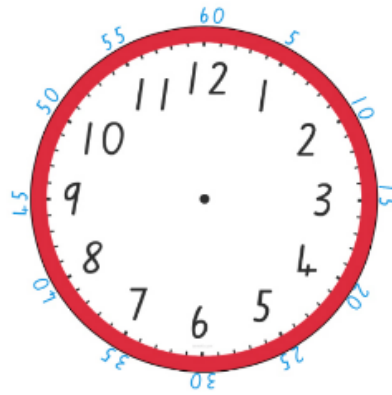
MATHS

10:45 - 11:45

1 4 . 3 . 2 2

I can tell the time to quarter past.

A 46



There is 60 minutes in 1 hour.

Can we use fractions to help us tell the time?

What does half mean?

Where is the minute hand when it's half past?

Where do you think the minute hand will be at quarter past?

1 4 . 3 . 2 2

Your turn

MATHS

10:45 - 11:45

I can tell the time to quarter past.

A 46






Read the
**quarter past,
o'clock and
half past
times.**

Write the
correct time
beside the
clock neatly.

Write down the time each clock is showing on the line underneath.



Write down the time each clock is showing on the line underneath.



















Handwriting

11:45 – 12:00

Handwriting

Monday 14th March 2022

o

l

ol

ol

Theme
2:00 - 3:00



14.3.22

I can share everything I know about toys

Toys

What toys do you play with?



Why are toys important?



14.3.22

I can share everything I know about toys

What is the most popular toy?

Let's make a tally.

	Tally	Total	
Soft toy			
Electronic toy			
Construction toy			
Role play toy			



14.3.22

I can share everything I know about toys.



Draw your favourite toy. Write sentences about it using conjunctions and noun phrases.



What does it look like?

What does it do?

Where did it come from?

How long have you had it?

Why is it your favourite?

or
if
that
when
but
because