



Wednesday 2nd March 2022



to Year 2 Remote

Literacy

9:00 – 10:15



Wednesday 2nd March 2022

I can develop language used
in a book review.

A44 A52 A63 A60
A59

What features
would you
expect to see in
a book review?



Wednesday 2nd March 2022

I can develop language used
in a book review.

A44 A52 A63 A60
A59


- Title, author and illustrator
- What the book is about
- Who the characters are
- What your favourite part was
- Why you would recommend this book

Wednesday 2nd March 2022

I can develop language used
in a book review.

A44 A52 A63 A60
A59

What are the four sentence types that you could use?





statement



command



question



exclamation

Different Types of Sentences



Statement

A statement is a sentence that simply tells the reader something.



The dog was growling.

Question

This type of sentence asks a question. Use a question mark ? at the end of a sentence to show that you are asking a question.



Why is your room so messy?

Command


A command is when you are telling someone to do something.
Commands usually start with a verb.



Go and brush your teeth.

Exclamation

An exclamation is a sentence beginning with 'what' or 'how'. It is a full sentence, including a verb, which ends with an exclamation mark.



How exciting, I love going to the zoo!

Wednesday 2nd March 2022

I can develop language used
in a book review.

A44 A52 A63

A60 A59

Write some examples of the different sentence types
about the story Penguin Small.



Wednesday 2nd March 2022

I can develop language used
in a book review.

A44 A52 A63 A60
A59

How could you show your opinion through your writing?

The best thing about...

I feel...

The greatest part was...

I think...

Everyone should...



In my opinion...

OPINION

Sentence Starters

- I prefer...
- I think...
- I feel...
- I know...
- In my opinion...
- The best thing about...
- The greatest part about...
- The worst part about...
- Everyone should...
- _____ is better than _____ because...
- If you liked _____, then you will love _____!

Wednesday 2nd March 2022

I can develop language used in a book review.

Author: Mick Inkpen Illustrator: Mick Inkpen

Write a book review of Penguin Small.

Use given subheadings to create review.

Include a command, exclamation and question, noun phrases and conjunctions.



Include a command, exclamation and question. Use noun phrases and a range of conjunctions.



OPINION

Sentence Starters

- I prefer...
- I think...
- I feel...
- I know...
- In my opinion...
- The best thing about...
- The greatest part about...
- The worst part about...
- Everyone should...
- _____ is better than _____ because...
- If you liked _____, then you will love _____!

Task

Write a book review about Penguin Small using the below features.

https://www.youtube.com/watch?v=LsvtJcQ_CH0

- Title, author and illustrator
- What the book is about
- Who the characters are
- What your favourite part was
- Why you would recommend this book

A Book Review by _____

Your star rating
for this book:



Title: _____

Author: _____

Plot

What happens? Are there any plot twists?
Did you find the plot interesting?

Characters

Who are the main characters?
Who was your favourite character? Why?

Your opinion

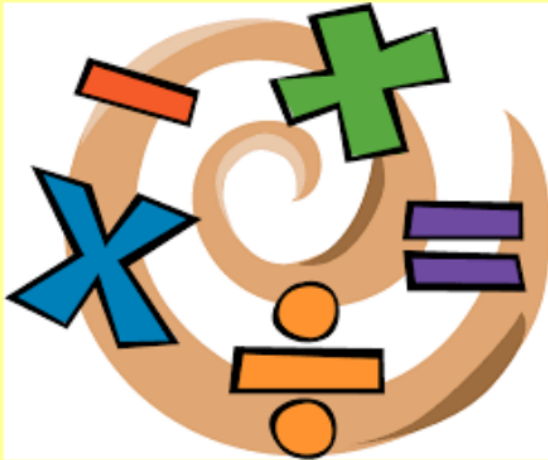
Did you like the book? What was your
favourite part? Why?

Recommend

Would you recommend this book to a friend?

Maths

10:45 – 11:45



2.3.22

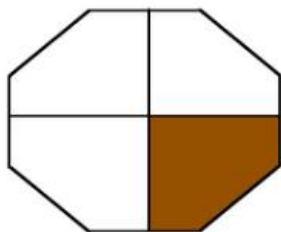
MATHS

10:45 - 11:45



I can find fractions of shapes. A 41


Fractions are part of a whole.



fraction

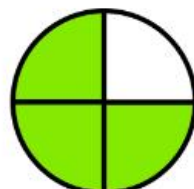
half  $\frac{1}{2}$
one-half

quarter



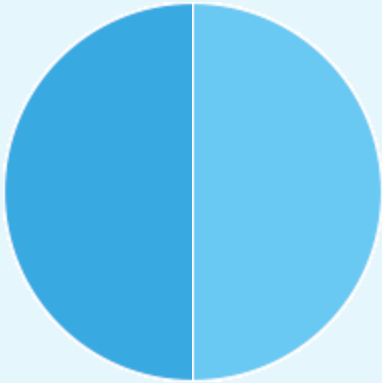
$\frac{1}{4}$ = 

equal parts

 $\frac{1}{3}$
one-third

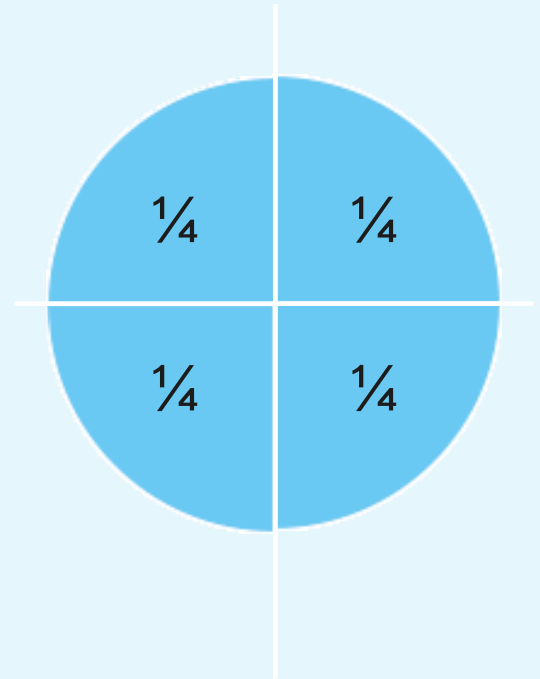
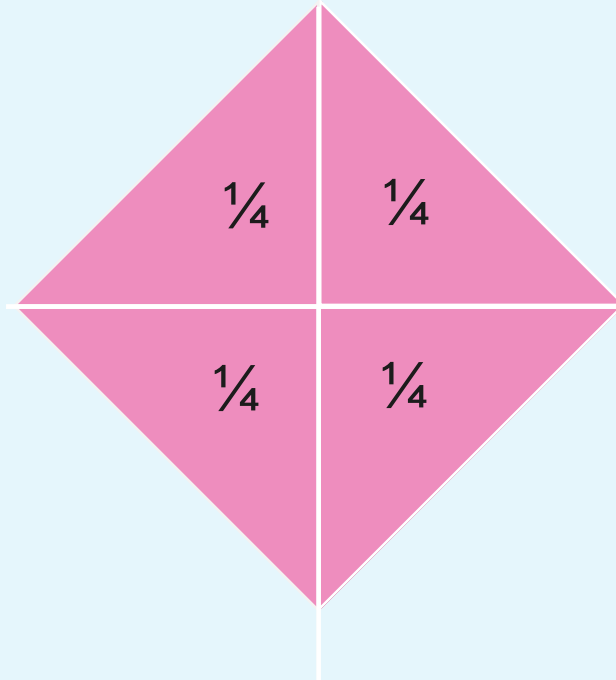
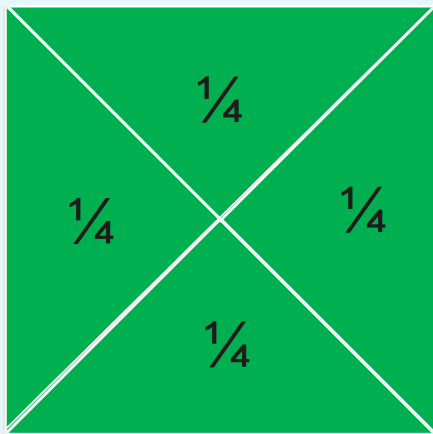
 $\frac{3}{4}$

Finding Half ($\frac{1}{2}$)



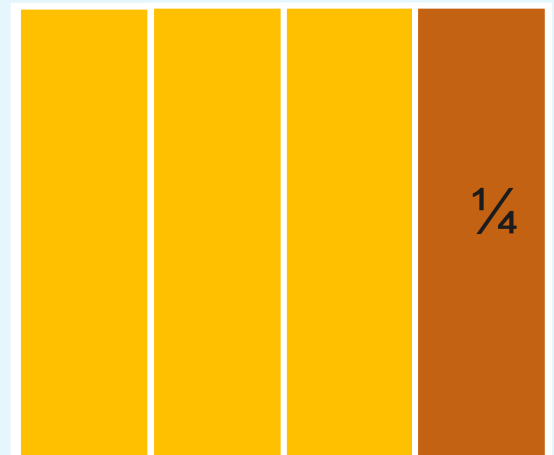
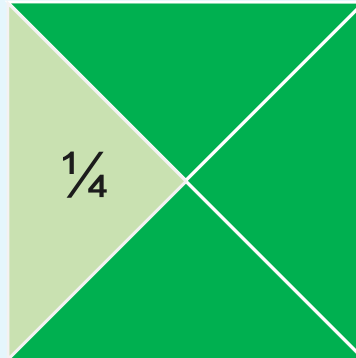

To find half of a shape, cut it into two equal pieces. Each of these pieces is half of the shape. Tap to find half of these shapes.

Finding a Quarter ($\frac{1}{4}$)



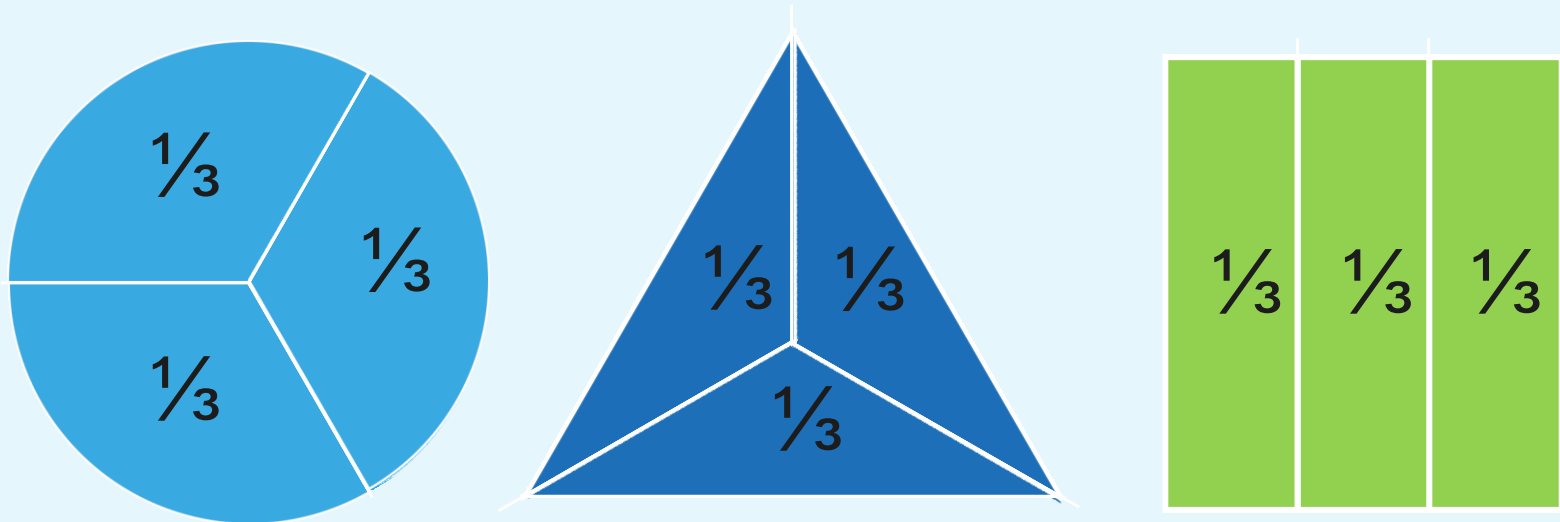
To find a quarter of a shape, cut it into four equal pieces. Each of these pieces is quarter of the shape. Tap to find quarter of these shapes.

Finding a Quarter ($\frac{1}{4}$)



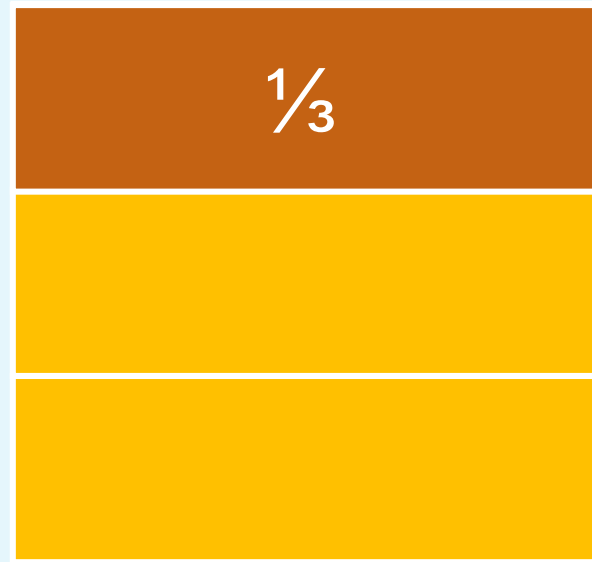
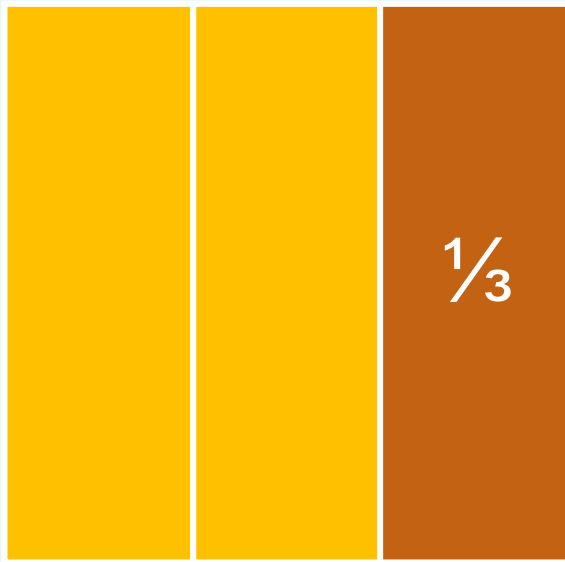
Sometimes you can find a quarter in more than one way.

Finding One Third ($\frac{1}{3}$)



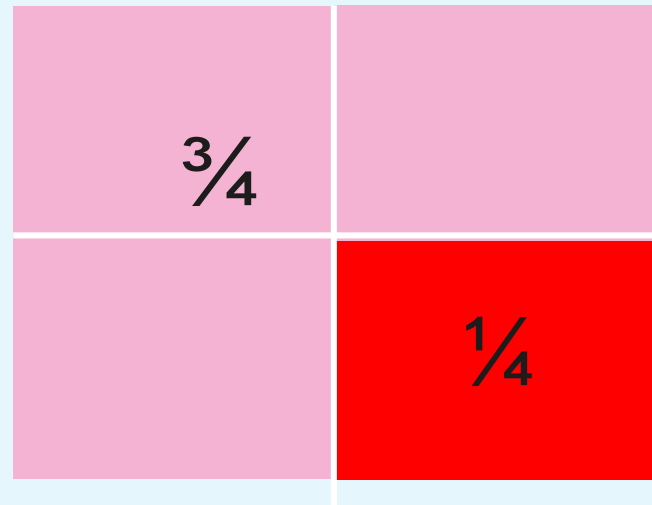
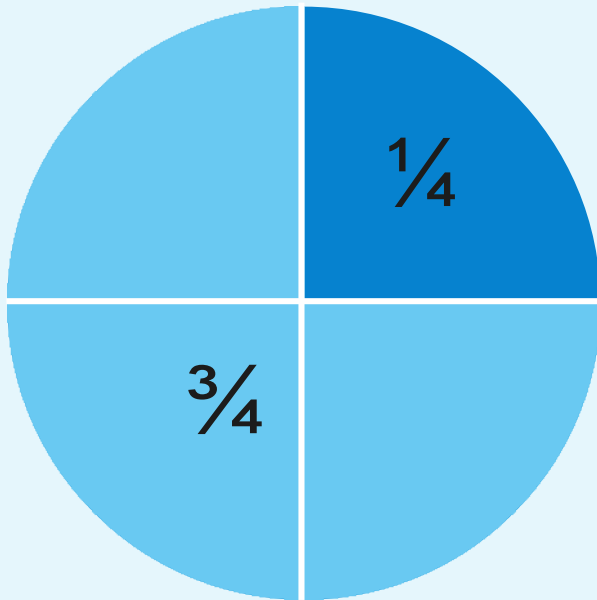
To find one third of a shape, cut it into three equal pieces. Each of these pieces is one third of the shape. Tap to find one third of these shapes.

Finding One Third ($\frac{1}{3}$)



Sometimes you can find one third in more than one way.

Finding Three Quarters ($\frac{3}{4}$)



To find three quarters of a shape, first divide it into four equal sections. Each of these pieces is quarter of the shape. Three of these sections will make the fraction 'three quarters'.
Tap to find three quarters of these shapes

MATHS

10:45 - 11:45

2.3.22

I can find fractions of shapes. A 41

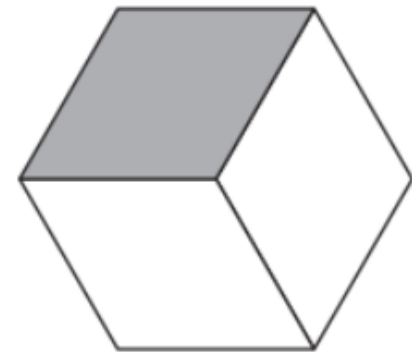
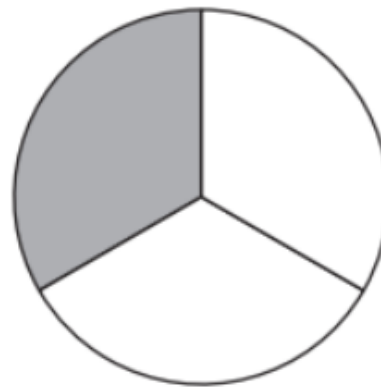
There are 4 parts altogether. 3 are shaded. This means $\frac{3}{4}$ (three quarters) of the whole shape is shaded.



2.3.22

I can find fractions of shapes. A 41

There are 3 parts altogether. 1 is shaded. This means $\frac{1}{3}$ (one third) of the whole shape is shaded.



MATHS

10:45 - 11:45

2.3.22


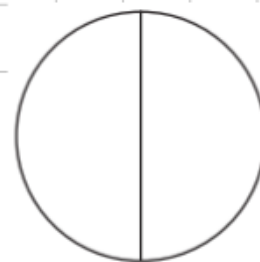
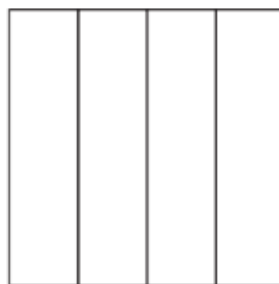
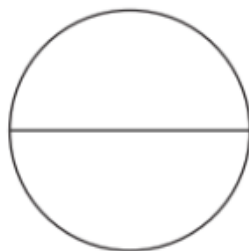
I can find fractions of shapes. A 41

Can you label the different fractions? Remember to count the total number of parts.

thirds

quarters

halves





2.3.22

MATHS

10:45 - 11:45

I can find fractions of shapes. A 41



If this shows

$\frac{1}{3}$

What would

$\frac{2}{3}$

look like?

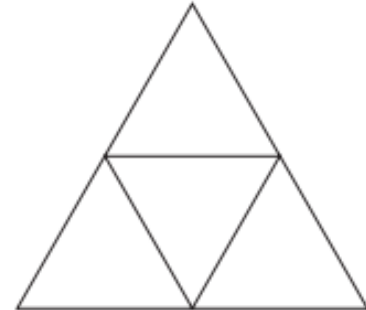
Task 1

Colour the windows to match the fractions.



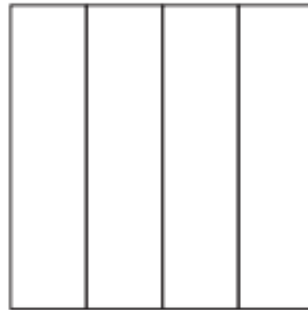
$\frac{1}{2}$ red

$\frac{1}{2}$ blue



$\frac{3}{4}$ blue

$\frac{1}{4}$ yellow

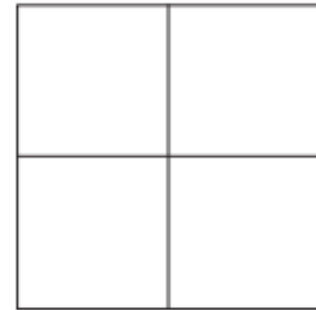


$\frac{1}{4}$ red

$\frac{1}{4}$ green

$\frac{1}{4}$ blue

$\frac{1}{4}$ yellow




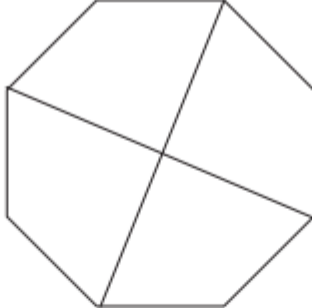

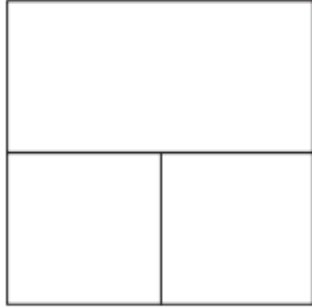
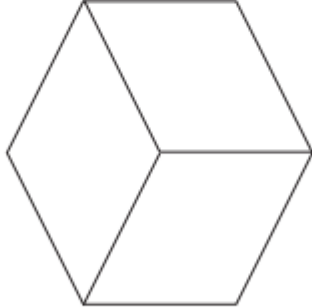

$\frac{1}{2}$ green

$\frac{1}{4}$ yellow

$\frac{1}{4}$ red

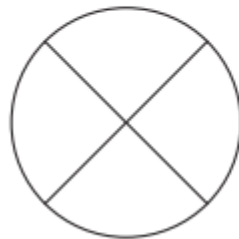
Task 2

Colour the windows to match the fractions.

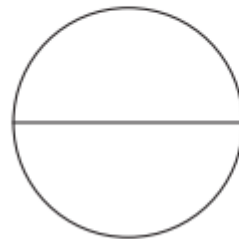
 <p> $\frac{1}{2}$ green $\frac{1}{4}$ blue $\frac{1}{4}$ red </p>	 <p> $\frac{1}{2}$ green $\frac{1}{2}$ blue </p>	 <p> $\frac{2}{3}$ blue $\frac{1}{3}$ yellow </p>
 <p> $\frac{3}{4}$ blue $\frac{1}{4}$ yellow </p>	 <p> $\frac{1}{3}$ yellow $\frac{1}{3}$ red $\frac{1}{3}$ green </p>	 <p> $\frac{1}{2}$ yellow $\frac{1}{4}$ red $\frac{1}{4}$ blue </p>

Task 3

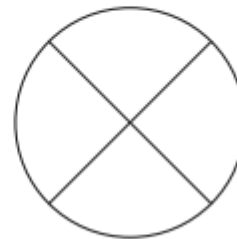
Year 2 - Read and Colour the Fractions



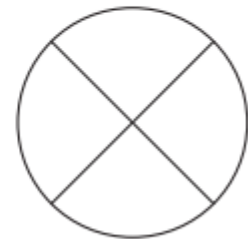
one quarter



one half



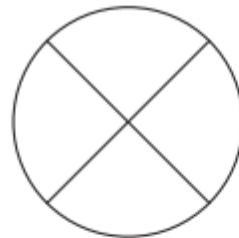
three quarters



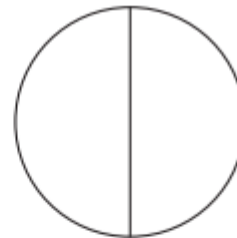
whole



one third



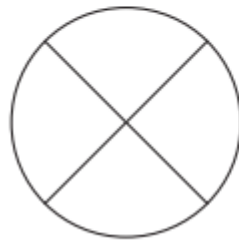
one quarter



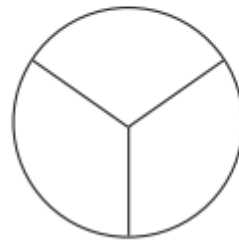
whole



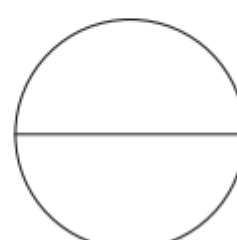
two thirds



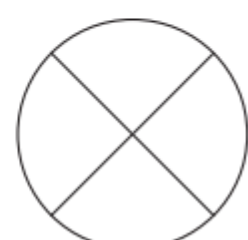
whole



one third



one half



two quarters

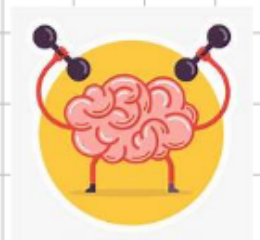
MATHS

10:45 - 11:45


2.3.22

I can find fractions of shapes. A 41

Match the fractions with the correct representations.



$$\frac{1}{2}$$



$$\frac{1}{3}$$



$$\frac{1}{4}$$



Handwriting

Wednesday 2nd March 2020

r

d

re

rd

RE

2:00 - 2:30



2.3.22

I know the Muslim story.

The Revelation of the Qur'an

Muhammad was born in Mecca in Saudi Arabia in AD 570. He worked as a merchant and became known for his honesty. He was a deeply spiritual person and would often meditate on Mount Hira.

In AD 610, he was meditating in a cave on Mount Hira when the Angel Gabriel appeared to him. The angel spoke to him.

The angel said the word 'Allah' and Muhammad began to recite words which he believed came straight from God. This was his first revelation from God.



Prophet Muhammad

Over the next 22 years, Muhammad received revelations from God. These revelations were written down as the Qur'an. From that time, Muhammad was known as Prophet Muhammad and he preached about the revelations for the rest of his life. He is recognised as the founder of Islam.



Prophet Muhammad believed God had chosen him to preach what had been revealed to him and tell the world.

The principle message is that there is no God but Allah and that life should be lived in submission to Allah.



Click on the link to learn about the Muslim story.

<https://www.bbc.co.uk/bitesize/clips/zbjqhyc>



Draw pictures and write a retell of the story.

2.3.22

I know the Muslim story.



Qur'an

Allah

Prophet

Muhammad

Mecca

Islam

Arabic