


Tuesday 1st March 2022



to Year 2 Remote Learning

# Literacy


9:00 – 10:15



Tuesday 1st March 2022

I can use a book review structure.

What might you find out by  
reading a book review?



Look at some examples of book reviews on the next slides. Think about what features you can see in all of them.

# Book review example

## Book Review



**Title:** Little Red Riding Hood

### Plot

**What happens? Did you find the plot interesting? Are there any plot twists?**

Little Red Riding Hood is sent by her mother to visit her sick, old grandma. On her way through the dark woods, she meets a sly wolf. He sneakily races to Grandma's house. The wolf then locks Grandma in a cupboard and he dresses up in her clothes to try to trick Little Red Riding Hood.

### Characters

**Who are the main characters? Who was your favourite character? Why?**

The main characters in this story are Little Red Riding Hood and the wolf. My favourite character was the sneaky wolf because he tried to trick Little Red Riding Hood. I think some children might not like this character because of the way he behaved badly in the story.

### Your Opinion

**Did you like the book? What was your favourite part? Why?**

In my opinion, Little Red Riding Hood is a great story. I like the story because the wolf is very sly and sneaky. My favourite part was when the brave woodcutter saved Little Red Riding Hood and her grandma from the nasty wolf. This was my favourite part because I think it gave the story a happy ending although some people might find it a bit sad.

### Recommend

**Would you recommend this book to a friend? Why or why not?**

I would recommend this book to children who like action stories. I would not recommend it to everyone because I think some young children might find the plot too scary.




# Book review example



# Book review example

## Book Review



Book Title Five on a Treasure Island

Author Enid Blyton

Illustrator Laura Ellen Anderson

Genre (tick as many as apply to your book)

- |   |   |   |
|---|---|---|
| <input checked="" type="checkbox"/> fiction | <input checked="" type="checkbox"/> scary     | <input type="checkbox"/> animal story       |
| <input type="checkbox"/> non-fiction        | <input type="checkbox"/> fairy tale           | <input type="checkbox"/> biography          |
| <input type="checkbox"/> fantasy            | <input checked="" type="checkbox"/> adventure | <input type="checkbox"/> historical         |
| <input type="checkbox"/> humour             | <input type="checkbox"/> sports               | <input checked="" type="checkbox"/> mystery |
| <input type="checkbox"/> other              |   |   |

### Plot

Event 1 They all go exploring on Kirrin Island.

Event 2 They find the lost map on the ship wreck.

Event 3 After nearly being killed they find the gold ingots!

### Setting

Kirrin Castle on Kirrin Island

Picture of the setting



### Character



Name Anne

Personality She is shy,

kind, loving, sweet

and a bit of a scaredy cat.

Physical Appearance Blonde hair,

blue eyes and a freckle.

How I feel about this character and why: I picked

Anne because

she reminds me

of myself.

### Cause and Effect of one of the events in the book

Cause

They gave the map to Uncle Quentin.

Effect

He sold the map and got all the children in to trouble.

### My Star Rating



Why I rated the book 5 stars

It is super, super exciting! It makes you want to read more.

This book made me feel

anxious because

I was worried

for the

children's

safety.



draw how you felt!

# Book review example

## My Book Review

Title: Oliver's Vegetables  
Author: Vivian French

Did you like the book?

Rate the book by colouring the stars.



What was your favourite part?

my favourite part  
is when he eats  
cabbage.

Draw your favourite scene from the book.





# Book review example

## Charlie and The Chocolate Factory

by Roald Dahl

### Context and Background Information

'Charlie and the Chocolate Factory' is a children's classic written by the highly-regarded author Roald Dahl, and illustrated by Quentin Blake. Although the book was published in 1964, it is still being enjoyed by millions of children today.

### Text Description

The story is set in a little cottage at the edge of a town outside London. A competition is advertised in the local paper where five golden tickets will be placed randomly in chocolate bars, and the finders will visit Willy Wonka's Chocolate Factory. The winners will also receive a lifetime supply of chocolate. As you can imagine, the town is extremely excited, and everyone wants to find one of the golden tickets.

One windy day, a poor boy named Charlie finds 50 pence. Ordinarily he would never be able to afford a chocolate bar, but after finding the money, he immediately buys one. Luckily, he is the fifth person to find a golden ticket and, as a result, Charlie enters the wonderful magical world of Willy Wonka's Chocolate Factory.

### Judgement and Recommendation

I absolutely love the book and I would recommend it to chocolate lovers and children who love an adventure.



Tuesday 1st March 2022

I can use a book review structure.

Look at the different examples of book reviews.

What are some of the common features?



Tuesday 1st March 2022

I can use a book review structure.

How should a book review be ordered?

Think about the order of the information we can tell people.

Would you explain your likes before you say who the author is?

# Task

Look at the book review examples and the one you wrote yesterday on 'The Lonely Giraffe'. Think about the structure of a book review and what you need to include.

Choose one of your favourite books from home. Write a book review using the below subheadings.

- Who are the characters? Who was your favourite and why?
- What is the plot? What are the main events?
- Your opinion – did you enjoy the book? Why?
- Recommendation – would you recommend this book? Which age group is it suitable for?



# A Book Review by \_\_\_\_\_

Your star rating  
for this book:



Title: \_\_\_\_\_

Author: \_\_\_\_\_

## Plot

What happens? Are there any plot twists?  
Did you find the plot interesting?

## Characters

Who are the main characters?  
Who was your favourite character? Why?

## Your opinion

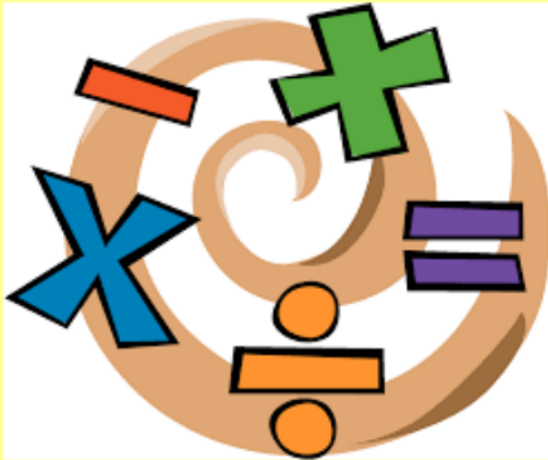
Did you like the book? What was your  
favourite part? Why?

## Recommend

Would you recommend this book to a friend?

# Maths

10:45 – 11:45





# MATHS

10:45 - 11:45

1.3.22

I can find different ways to show  $\frac{1}{2}$  and  $\frac{1}{4}$  of a shape. A 4 1

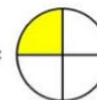
What fraction of this shape is shaded?



fraction

half   $\frac{1}{2}$   
one-half

quarter

$\frac{1}{4}$  = 

equal parts


# MATHS

10:45 - 11:45

1.3.22

I can find different ways to show  $\frac{1}{2}$  and  $\frac{1}{4}$  of a shape. A41

What fraction of this shape is shaded?





# MATHS

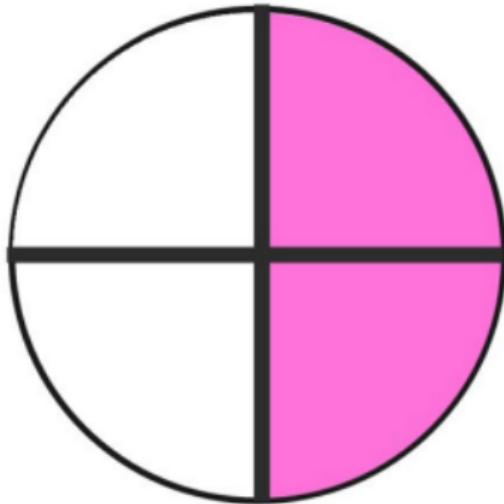
10:45 - 11:45

1.3.22

I can find different ways to show  $\frac{1}{2}$  and  $\frac{1}{4}$  of a shape.

A41

What fraction of this shape is shaded?



# MATHS

10:45 - 11:45

1.3.22

I can find different ways to show  $\frac{1}{2}$  and  $\frac{1}{4}$  of a shape.

A41

What fraction of this shape is shaded?



# MATHS

10:45 - 11:45

1.3.22

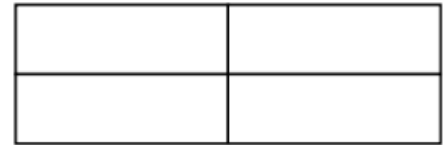
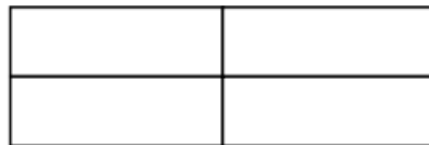
I can find different ways to show  $\frac{1}{2}$  and  $\frac{1}{4}$  of a shape. A41

Can we shade half of this rectangle?

Is there more than one way?



Remember to count the total number of squares and find a half of that number.




# MATHS

10:45 - 11:45

1.3.22

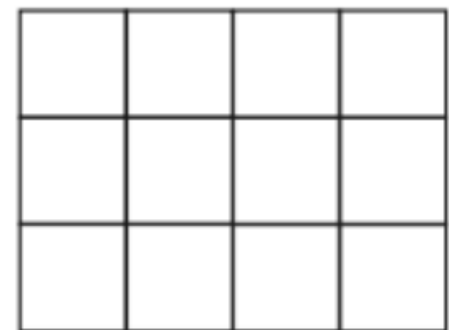
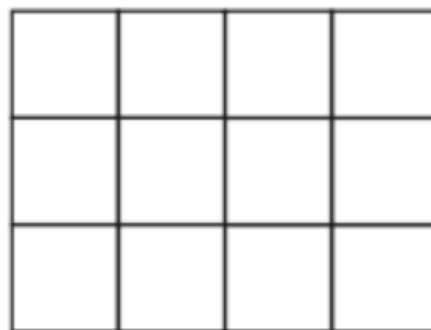
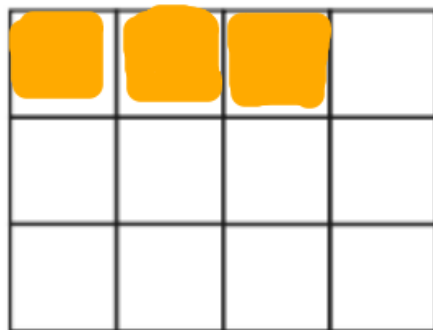
I can find different ways to show  $\frac{1}{2}$  and  $\frac{1}{4}$  of a shape.

Can we shade a quarter of this shape?



Is there more than one way?










Remember to count the total number of squares and find a quarter of that number.














# Task 1

1. How many different ways of colouring a half can you find?



# Task 2

2. How many different ways of colouring a quarter can you find?



# Task 3

Find different ways to show half of these shapes.

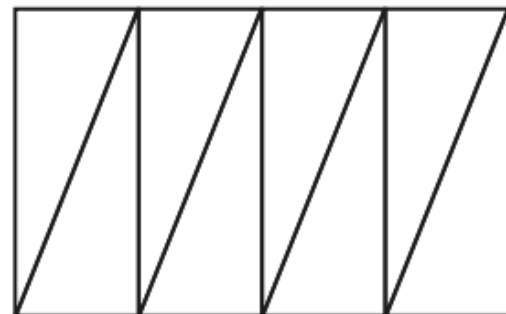
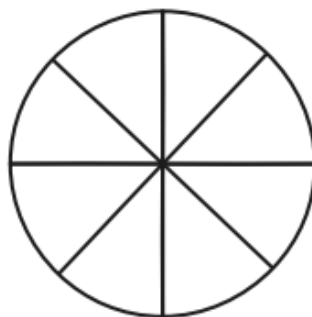
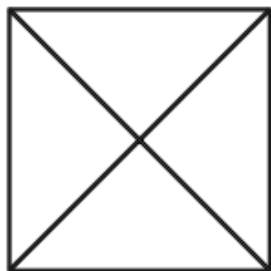
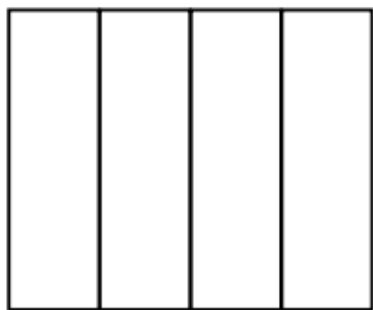




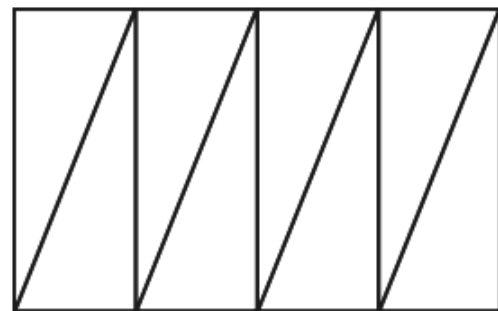
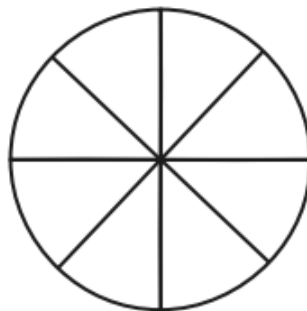
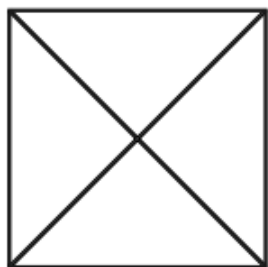
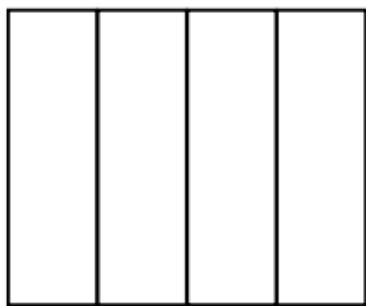


# Task 3

Shade  $\frac{1}{4}$  of these shapes.



Now shade  $\frac{1}{4}$  in a different way.





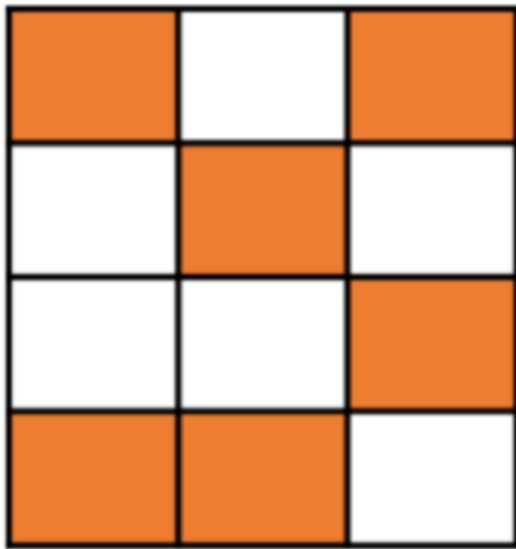
1.3.22

MATHS

10:45 - 11:45

True or False?

I have shaded half.



Handwriting

Tuesday 1st March 2022

v

e

u

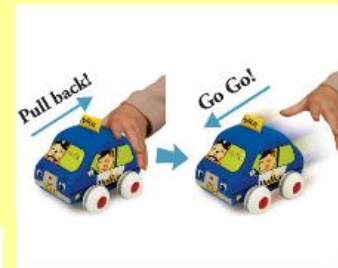
ve

# 1.3.22

## I can explain the force used to make things move.



What did we learn yesterday about forces?



Look at these objects. Discuss what force makes them move.



### **Vocabulary**

push  
pull  
twist

Choose something that moves and draw it.

Explain how it moves and the force that is making it move.

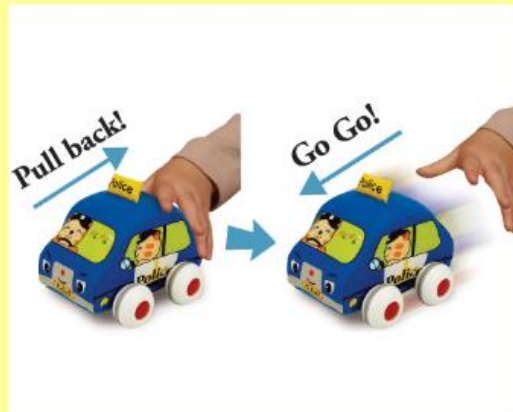
How could it go faster or slower?

How would the force change?



### 1.3.22

I can explain the force used to make things move.



1.3.22

I can explain the force used to make things move.



If I am walking my dog what force will I use to stop the dog?