

Monday 7th February 2022

HANDWRITING

spectator

competitor

operator

investigator

interviewer

WORD OF  
THE DAY:

decent

Write each word 3 times  
in your handwriting book  
followed by a sentence  
which uses the word.

Monday 7th February 2022

Literacy

I can identify the features of a traditional tale.

Today we are learning...

Vocabulary:  
traditional,  
tale,  
features

To explain what a traditional tale is.

To explain what the features of a traditional tale are.

Monday 7th February 2022

**Literacy**

I can identify the features of a traditional tale.

Tell me what traditional tales you know.

Can you think of any characters?

So what do all of these stories have in common?

Vocabulary:

traditional,  
tale,  
features,  
characters,  
common,  
themes,  
magic,

# Traditional Tales

- Traditional tales are stories that have been told and retold for many years. Often they are passed down through generations. Therefore, they become a story that many people know. There are often lots of different versions of the same story.
- Traditional tales are also known as fairy stories or fairy tales.



# Traditional tales often begin with:

Once upon a time...

A long, long time ago...


In a land far, far away...

In a faraway kingdom...


One sunny day...

Did you ever hear the story of...

Early one morning...



# Common themes in traditional tales include...



Magic


Love

Talking animals

Good vs bad

A happy ending: "And they all lived happily ever after."

Power of 3



A **setting** is where the story takes place.



**Popular Settings:**

Magical kingdom

A land far, far away

A cottage

In the woods

In a forest

A castle

# Popular Traditional Tale Titles

Jack and the Beanstalk

Cinderella

Goldilocks and the Three Bears

The Emperor's New Clothes

The Little Red Hen

The Ugly Duckling

The Frog Prince

Hansel and Gretel

Rapunzel

Little Red Riding Hood

Pinocchio

The Three Billy Goats Gruff

The Three Little Pigs

Rumpelstiltskin

Sleeping Beauty

Beauty and the Beast



Monday 7th February 2022

I can identify the features of a traditional tale.

Let's share the Snow White story...

Now we're familiar with it, look through the text. Can you find the key stages?

Opening.  
Build-up.  
Dilemma.  
Resolution.  
Ending.

Vocabulary:

traditional,  
tale,  
features,  
characters,  
common,  
themes,  
magic,  
opening,  
build up  
dilemma,  
resolution,  
ending.

## Snow White

Once upon a time, in a tiny kingdom perched high up in the mountains, a king and queen lamented that, although they had been married for many years, still they could not conceive a child.

Sewing in her chamber one snowy day, the queen listened to the voices of the village children playing in the street below and began to cry at the sadness of her childless state. Her eyes grew misty with tears; she forgot what she was doing...ouch! She had accidentally pricked her finger with the ebony needle; bright, red blood oozed out and a single drop fell onto the snow-white fabric on her lap. The queen gazed at it and burst out passionately, "Oh saints, spirits and gods, please give me a child! I long for a child that is white as snow, red as blood and black as ebony." And perhaps her prayers were answered because almost at once she found she was pregnant.

The kingdom was full of joy when the little girl was born: black of hair, white of skin and red of lip. She became known as Snow White and everyone agreed she was the most beautiful child ever born. The king and queen were ecstatic but their happiness was short-lived for the queen developed a terrible fever and very soon died.

The king grieved for his beloved wife but, as Snow White grew, he realised she needed a mother and decided he should marry again. Unfortunately, he chose a vain, malicious woman, who despised the little princess and wanted all attention for herself. Snow White's stepmother had a magical mirror; every morning she would look into it and demand, "Mirror, mirror on the wall, who is the fairest of them all?" The mirror always replied, "Oh queen, we all must understand - you are the fairest in the land." Until the day of Snow White's tenth birthday, when it smugly informed her, "Alas, no longer are you fairest, it's now Snow White – the lovely heiress." The spiteful queen flew into a dreadful rage at this news: she couldn't bear the idea that another was more beautiful than herself. Resolving immediately to dispose of Snow White, she summoned one of the royal huntsmen and commanded him to take the child into the forest and kill her. "When you have done it, bring me her heart so I'll know she's dead!"

Luckily, the huntsman was too kind-hearted to carry out the order. When they got to the heart of the forest, he found he couldn't kill Snow White. Instead, he told her to run away and never come near the kingdom again. Worried that the queen would be angry, he killed a wild boar and took its heart as proof in place of Snow White's.



The queen was delighted at this evidence and immediately called the castle cook to roast the flesh for her dinner. Who can imagine such a person? After finishing her meal, the queen put on a tragic face and went to find the king - she told him that Snow White had been killed by wild animals when playing in the forest. He was so distraught that he shut himself up in his rooms and left word that the queen was to rule in his place.

Meanwhile, terrified Snow White fled away through the trees until she came – quite by chance – upon a tiny house. Politely, she knocked at the door but there was no answer. Smoke was curling up invitingly from the chimney pot and poor Snow White (by now chilled to the bone) thought that perhaps she might sneak in and warm herself for a while. On entering, she found seven little armchairs clustered round the embers of the fire, while along the wall were seven miniature beds. Who on earth could they belong to? However, she was too cold and tired to investigate any further so she lay down on one of the beds and was soon in a deep sleep.

What a surprise! She was wakened by whispered arguing close by and opened her eyes to find herself surrounded by seven little bearded fellows - apparently the owners of the house – who were furious to find her there. Snow White was full of apologies and begged them not to throw her out into the cold. After much discussion, the seven dwarfs decided that she could stay in their home, so long as she would be their housekeeper while they were out at work each day: the poor girl was only too happy to agree. And so it was – every morning Snow White slaved away in the dwarfs' house, cooking and cleaning, while they went off to toil deep in the mines.

Some years later, the wicked queen stood again before her mirror:  
“Mirror, mirror on the wall, who is the fairest of them all?”

“Although,” it smirked, “You’ve quite nice hair, only for Snow White do we care!” Once again, the queen was livid: how could she get rid of the wretched girl for good? Down in the dungeons, she transformed herself into an old pedlar (for she was really a witch), gathered a basket of tempting goods and set out vengefully to find and kill Snow White.

It didn’t take long to track her down – the young woman was busy planting vegetables outside the cottage. She welcomed the chance for company and chatted to the old woman as she worked. The queen plucked a crisp, juicy-looking apple from her basket and offered it to Snow White, who bit into it with relish. However, the moment the fruit touched her lips, her face went deathly white and she slumped to the ground. The apple was poisoned! Laughing vindictively, the queen stalked back to the castle. Satisfied that Snow White was gone forever, she imperiously demanded of the magic mirror, “Mirror, mirror on the wall, NOW who is the fairest of them all?”

The mirror replied, “Yes, oh queen, now Snow White’s dead, our praises go to you instead.” As the triumphant witch swept away, the mirror shattered into a thousand pieces.

When the dwarfs returned from their day's work, they were heartbroken to find Snow White dead – they were really very fond of her. Rather than burying her in the cemetery, they constructed a glass coffin and placed her body inside. Then they made a clearing in the forest and set the coffin on a plinth surrounded by flowers, where each day one of the dwarfs stood as a mournful guard. Travellers passing through the forest were amazed to see that Snow White's body didn't decay: her white skin, red lips and ebony-black hair remained exactly as they had always been.

The huntsman's son chanced upon the clearing one day and fell in love at once with the tragic beauty of the dead girl. Over several months, he returned time and again until finally he could no longer resist: he eased back the lid of the coffin and leaned over, meaning to kiss the red lips. Unfortunately, it was so heavy that he dropped it and the crash rocked the whole glass case. Snow White coughed violently and opened her eyes. She was alive! It seemed the poisonous apple had lodged in her throat and, as long as it stayed there, she remained unconscious.



Together with the overjoyed dwarfs, she and the young man went to her father's castle to confront the queen. When he heard what had really happened to his much-loved daughter, the king was enraged. At the party to celebrate Snow White's return he presented the queen with a pair of red-hot iron shoes and commanded her to dance all night as a punishment! The wicked woman could not bear the humiliation or pain and so she threw herself from the highest tower and came to a very unfortunate end!

## Can we find evidence of these features?

- > Set in the past
- > Use some form or variation of "Once upon a time"
- > Fantasy or make-believe elements
- > Enchanted setting - can include forests, castles, water or kingdoms
- > Clearly defined good and evil characters
- > Magical elements
- > Characters take on unusual forms (giants, witches, dwarfs, talking animals)
- > Groups of 3 (objects, people or events)
- > Clearly defined problem, climax and resolution
- > Most often they have a happy ending
- > Teach a lesson that is important to the culture it came from

Monday 7th February 2022

I can identify the features of a traditional tale.

Your task:

Can you create a summary for each section of the story of Snow White (OBDRE)?

Once you have done this, can you explain some of the lessons we can learn from the story?

# **Year 6 Maths**

## **Week 5 – Algebra**

Lesson 1 – I can describe the rules used to change values.


Video to support the task can be found here:

<https://vimeo.com/499979721>

The tasks for the lesson can be found below.

## Find a rule – one step

- 1 Whitney makes a pattern of triangles using sticks. Complete the table below.



Number of triangles	1	2	3	4	5	10	
Number of sticks							90

- 2 Complete the tables.



To find the number of wheels, you multiply the number of bicycles by 2

a)

Number of bicycles	1	2	5			16
Number of wheels	2			18	24	

b)

Number of ants	1	2	5			16
Number of legs		12		18	24	

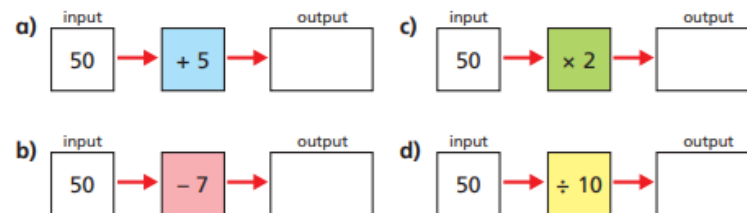
Explain how to find the number of legs.

---

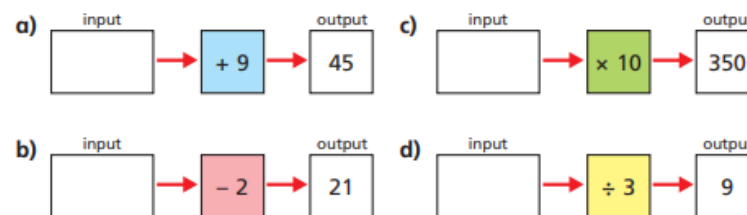


---

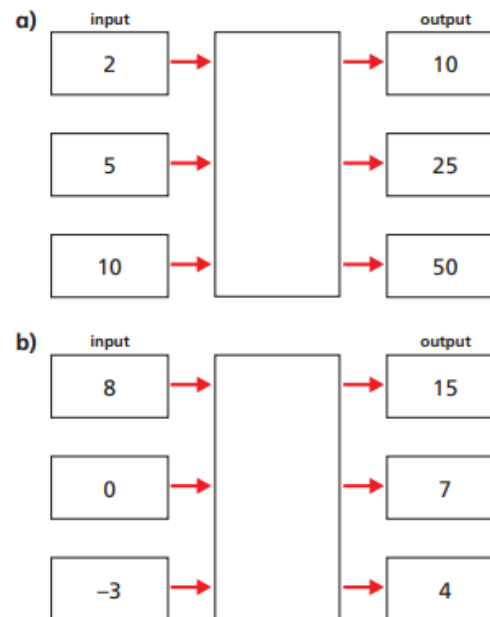
- 3 Calculate the outputs for the function machines below.



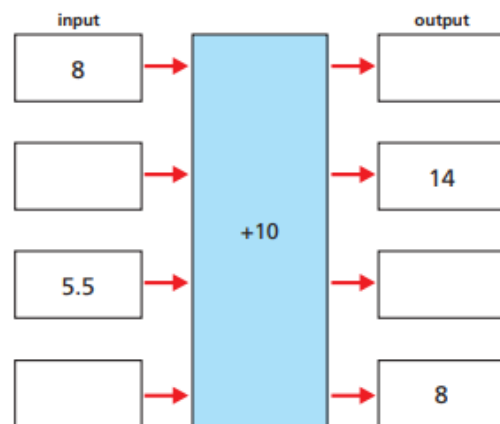
- 4 Calculate the inputs for the function machines.



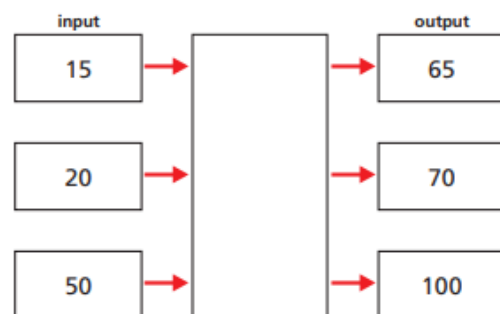
- 5 Write the missing functions in the function machines.



- 6 Calculate the missing inputs and outputs for the function machine.



- 7 Look at the function machine.



a) What is the output, if the input is zero?

b) What is the input, if the output is zero?

- 8 Here is a function machine.



Dora

The rule is add 9



Dexter

The rule is multiply by 2.5

Who do you agree with? \_\_\_\_\_

Explain your answer.

- 9 In a function machine, if the input is 3 and the output is 12, what could the function be?

Write two different functions and complete the table of outputs for each function.



Input	3	4	5	10	20	100
Output	12					



Input	3	4	5	10	20	100
Output	12					

I can use Publisher to present engaging material.

Activity (The Mayans): Create a poster with information and pictures of The Mayans.

<https://www.dkfindout.com/uk/history/mayans/>



Skills you will learn,

- Safe searching
- Reliable information
- Insert links to websites for more information
- Insert text boxes



Challenge: Insert links to websites for more information.



Monday 7th February 2022

**Spanish**

I can name parts of the head and face.

[https://classroom.thenational.academy/  
lessons/naming-parts-of-the-head-  
and-face-c9k3ct](https://classroom.thenational.academy/lessons/naming-parts-of-the-head-and-face-c9k3ct)