

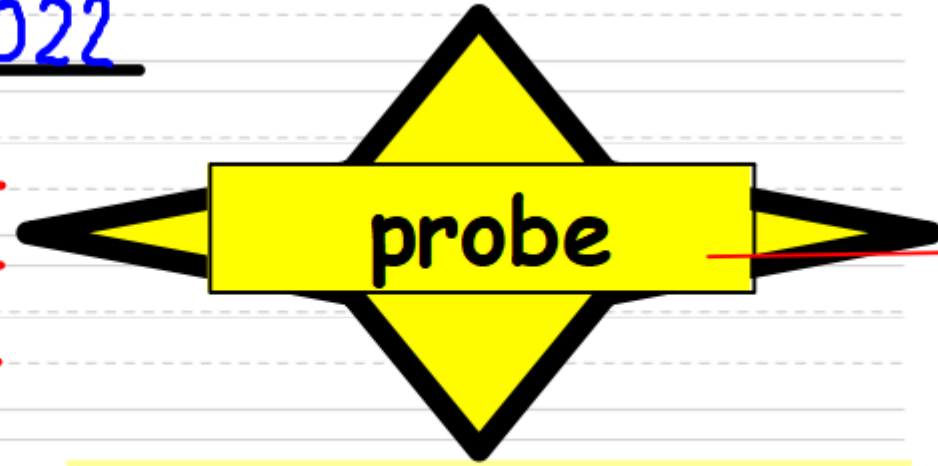
Thursday 3rd February 2022

eh

nk

remember

sentence



The second time that you copy, try to use today's **Word of the Day** in your own sentence instead of the sentence below.

Gloomily, she remembered the last awful visit to Aunt Dottie's which had felt like a prison sentence.

Do you know what this word means? Would you be able to explain its meaning to someone and give an example of its use?

Thursday 3rd February 2022

I can write a story for my treasure map.

Reflection Time

Review your map and story plan.

Thursday 3rd February 2022

I can write a story for my treasure map.

Does your plan have different events (different problems) that your character(s) will have to get through on their journey?

Add some more adverbs around your event boxes.

Thursday 3rd February 2022

I can write a story for my treasure map.

What language features are included in this passage that you should try to use?

Crashing noisily through the undergrowth, was a warthog as big as a car! "We need to run!" screamed Billy. Sandy turned around quickly and started to sprint to the nearest tall tree. She leaped high onto the tree trunk with all her energy just as the warthog, that had eyes like an angry bull, came racing past. Sandy gasped, "That was so close that I thought we would be gobbled up."

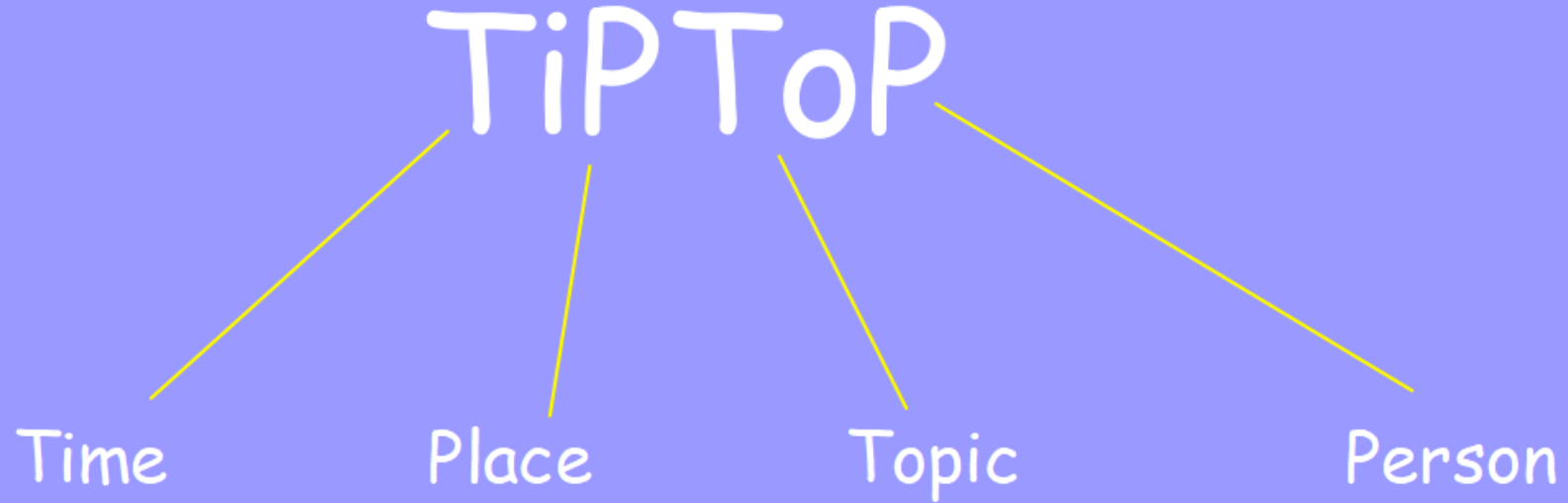
After they had waited a few minutes, Billy and Sandy crept anxiously down from the rugged tree. Pulling out the map, they knew that it was the path to the swamps next. Between the trees and the swamp was a narrow path **it** led along a hideous lake filled with dangerous, green fish.

Common error:
that/which

Thursday 3rd February 2022

I can write a story for my treasure map.

Paragraphs:



Start a new paragraph each time you move to a different one of these.

Thursday 3rd February 2022

I can write a story for my treasure map.

Use your map and plan to write the adventure story for your treasure map.

Remember to start a new paragraph for each section on your plan!



All:

Choose an appropriate A number to target.



3.2.2 2

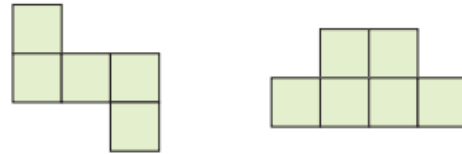
I can compare area.

Let's learn:

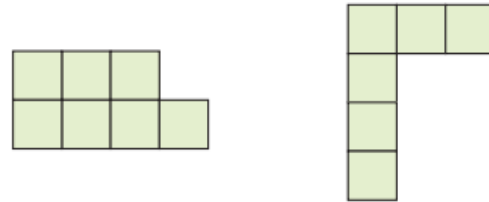
vimeo.com/501678823

Comparing area

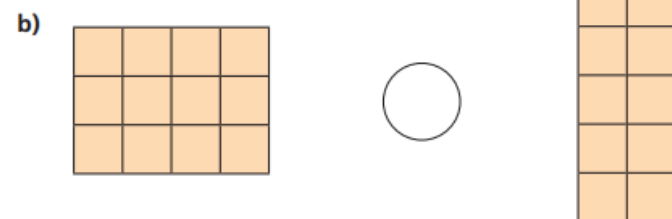

- 1 a) Tick the shape with the larger area.



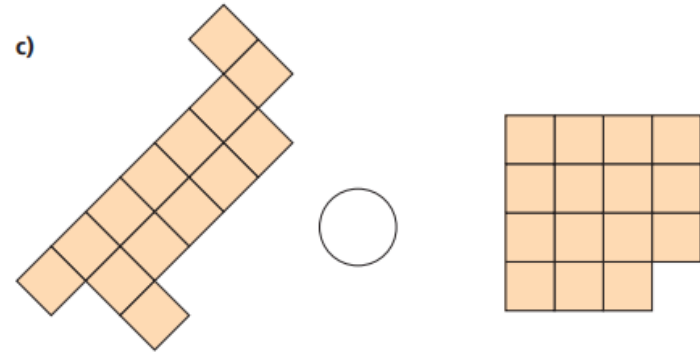
- b) Tick the shape with the smaller area.



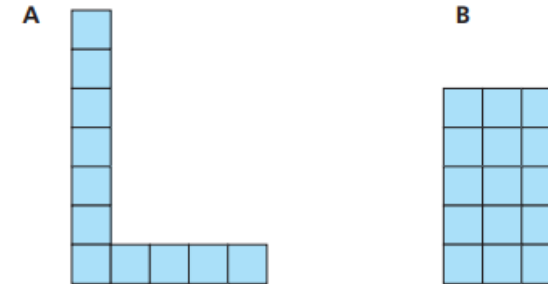
- 2 Write $<$, $>$ or $=$ to compare the area of the shapes.



c)



- 3 Mo draws these two shapes.

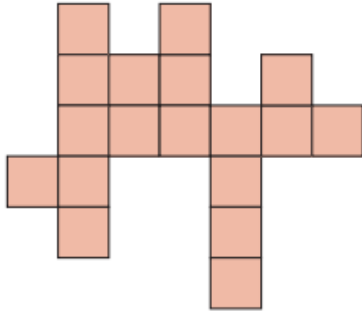


Shape B must have a smaller area than shape A because it is shorter and thinner than shape A.


Do you agree with Mo? _____

Explain your reasoning.

- 4 Here is a shape.

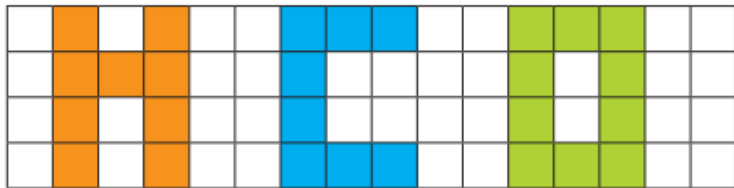


- a) What is the area of this shape? squares
- b) Draw a different shape with an area that is 2 squares larger.



- 5 Put these letter shapes in order of size.

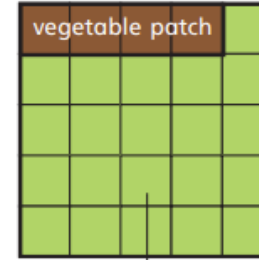
Start with the shape with the smallest area.



- 6 Here are plans of two school fields.

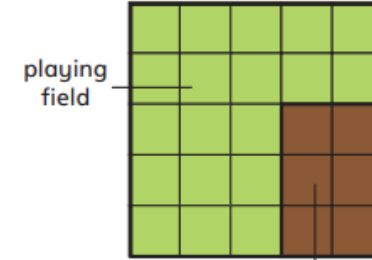
Each has a playing field and a vegetable patch.

High Street School



playing field

Main Street School



vegetable patch

- a) What is the difference in the area of the playing fields?

The difference in area of the playing fields is squares.

- b) What is the difference in the area of the vegetable patches?

The difference in area of the vegetable patches is squares.

- c) High Street School doubles the size of its vegetable patch.

Main Road School adds 1 square to its vegetable patch.


Which school now has the larger vegetable patch?

Show your working.

_____ School now has the larger vegetable patch.

Thursday 3rd February 2022

I can learn about the life of Jesus.




What do you know about the life of Jesus?

Thursday 3rd February 2022

I can learn about the life of Jesus.

Let's learn: 



youtu.be/O9GSs5B-0yQ


You may like to make notes.

Thursday 3rd February 2022

I can learn about the life of Jesus.

What are the key events in Jesus' life?

Why are they significant?



-
-
-
-
-
-

Thursday 3rd February 2022

I can learn about the life of Jesus.

Task:

Create an illustrated timeline of Jesus' life.

Make notes next to the images explaining why the events were significant.

