

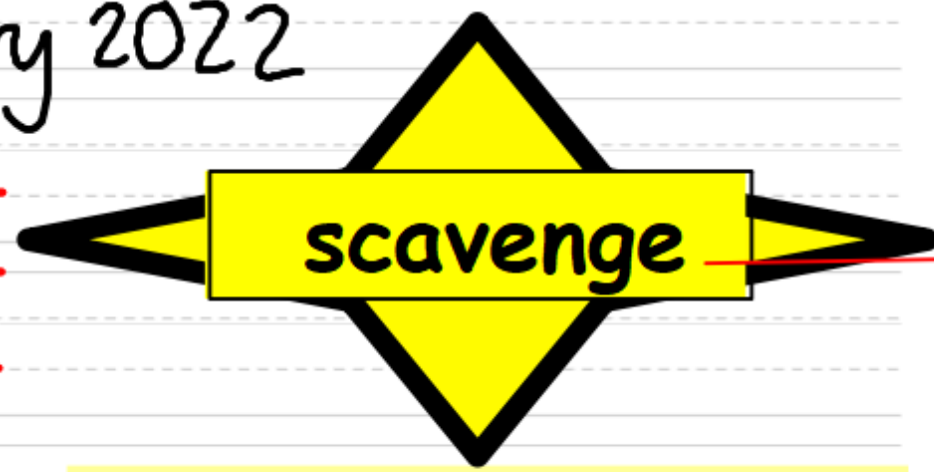
Wednesday 2<sup>nd</sup> February 2022

pur

quar

purpose

quarter



The second time that you copy, try to use today's **Word of the Day** in your own sentence instead of the sentence below.

Do you know what this word means? Would you be able to explain its meaning to someone and give an example of its use?

Rupert stole the last quarter of my favourite pizza on purpose, I was absolutely gutted!

Look through your treasure map, what features would I be looking for in your writing?

How might you go into detail about your story?

What characters might you have?

Think about what events could happen?

What problem might they experience on the way?

Wednesday 2nd February 2022

I can plan a story using my treasure map.

Beginning

Where does your story start?

Who is there?

What are they doing?

- Adjectives
- Adverbs
- Appropriate punctuation
- Relative clauses
- Fronted adverbials
- Conjunctions - extending your sentences
- Speech!

Wednesday 2nd February 2022

I can plan a story using my treasure map.

Middle

What is the problem?

What happens to your character?

Who might hurt them? Why might they hurt them?

Remember excitement and action.

- Adjectives
- Adverbs
- Appropriate punctuation
- Relative clauses
- Fronted adverbials
- Conjunctions - extending your sentences
- Speech!

Wednesday 2nd February 2022

I can plan a story using my treasure map.

Middle

What is the problem?

What happens to your character?

Who might hurt them? Why might they hurt them?

Remember excitement and action.

- Adjectives
- Adverbs
- Appropriate punctuation
- Relative clauses
- Fronted adverbials
- Conjunctions - extending your sentences
- Speech!

Wednesday 2nd February 2022

I can plan a story using my treasure map.

Solving the problem

How do they prepare?

Who sorts it out?

How is the problem sorted out?

How are they feeling?

- Adjectives
- Adverbs
- Appropriate punctuation
- Relative clauses
- Fronted adverbials
- Conjunctions - extending your sentences
- Speech!

Wednesday 2nd February 2022

I can plan a story using my treasure map.

Ending

What happens to the main character at the end?

What happens to the bad character at the end?

How are they feeling?

What could be your finishing line?

- Adjectives
- Adverbs
- Appropriate punctuation
- Relative clauses
- Fronted adverbials
- Conjunctions - extending your sentences
- Speech!

What smells are there in your setting?

What can you see in your setting?

What is the setting? What is the mood of the setting?

Draw your setting below.

What is there to touch in your setting?

What can you hear in your setting?



### 1. Beginning

Where does your story start? Who is there? What are they doing?

## My Story Planning Sheet

Who are your characters?

### 2. Middle

What is the **problem**? What happens? (Lots of action and excitement)

Which **WOW** words can you use?

Which openers can you use?

### 3. Sorting out the problem

How is the problem sorted out? Who sorts it out?

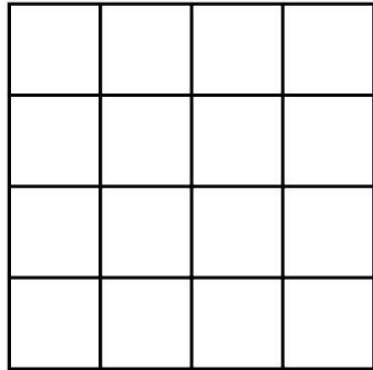
### 4. End

What happens to the main characters at the end of the story? What might your last line be?

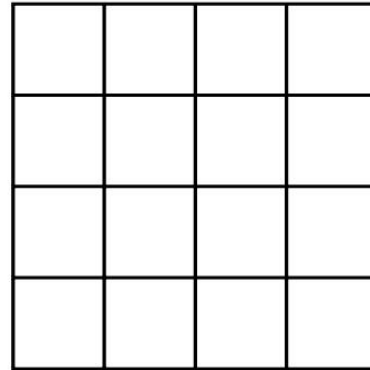
# Making shapes

**I** Draw a shape with the given area.

**a)** area = 7 squares




**b)** area = 13 squares



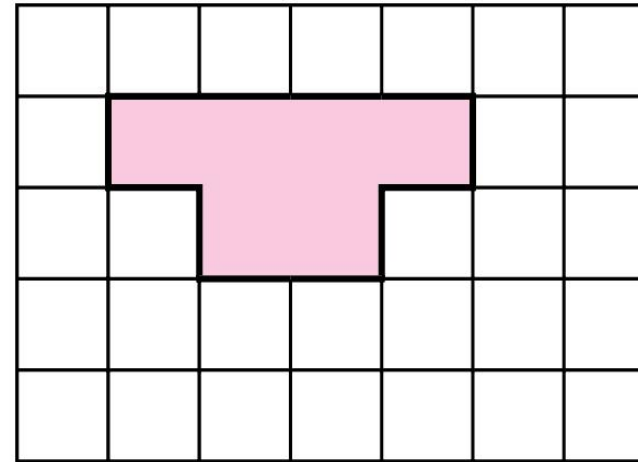


- 2 a) Draw two different shapes, each with an area of 8 squares.





- 3 Shade more squares to make the area 11 squares.

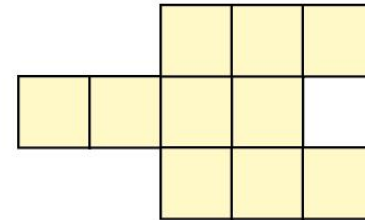
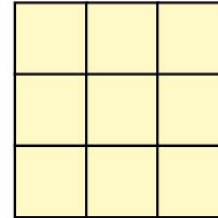
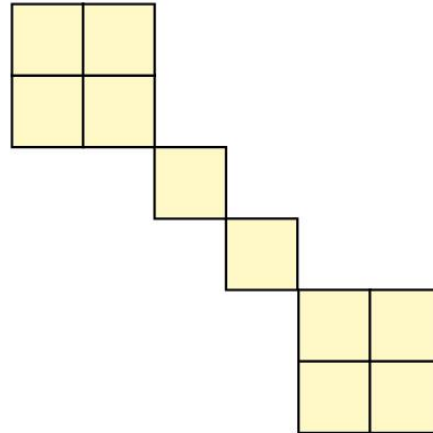
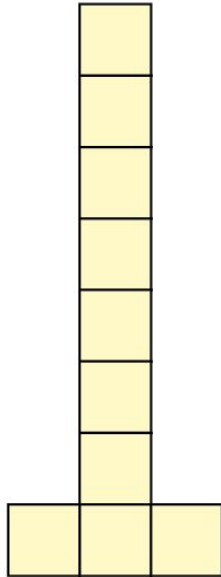


- 4 Amir has created a shape.



My shape has an area of 10 squares and is rectilinear.

Tick the shapes that Amir could have made.



5



I cannot make a large square using an odd number of smaller squares.

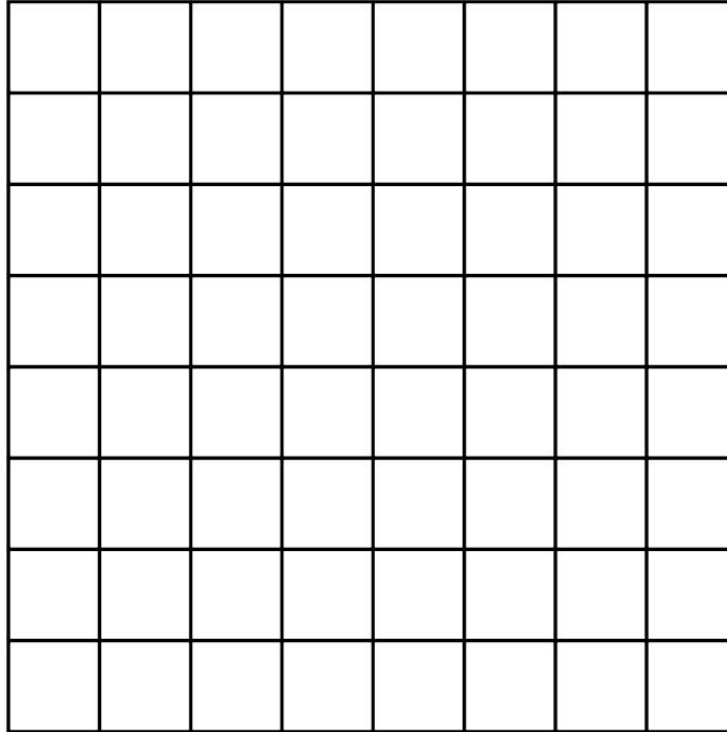
Do you agree with Whitney? \_\_\_\_\_

Draw a picture to support your answer.

A large empty rectangular box with a green border, intended for drawing a picture to support the answer.



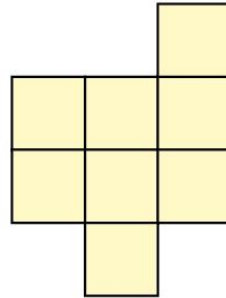
- 6 Draw two different rectangles, each with an area of 12 squares.





7

a) Add squares to this shape to make it into a square.




b) What is the area of the square you have made?

squares

c) How could you make a larger square?

How many more squares do you need to add?

Show your working.

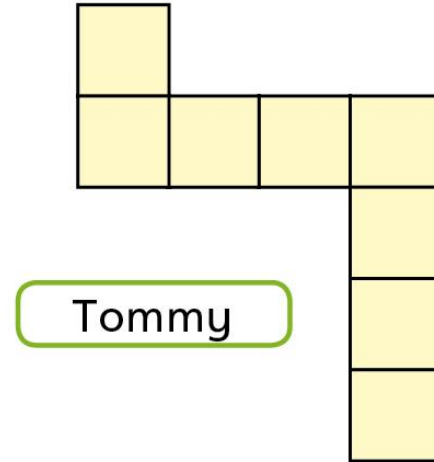
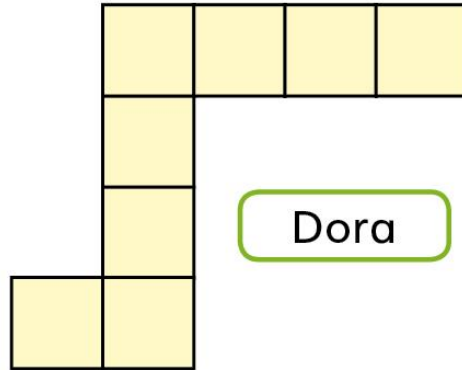






8

Dora and Tommy have drawn rectilinear shapes.



Tommy says he has made a different shape with the same area.

Do you agree with Tommy? \_\_\_\_\_

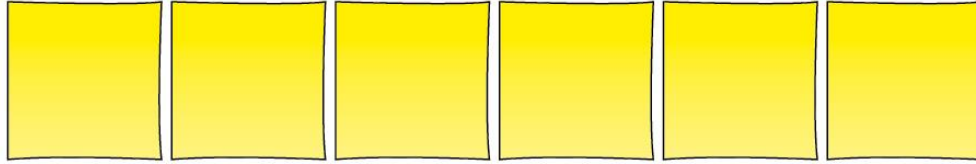
Explain your answer.





9

Use six square sticky notes or square shapes.



Make as many different rectilinear shapes with the squares as you can.

Draw some of your shapes.

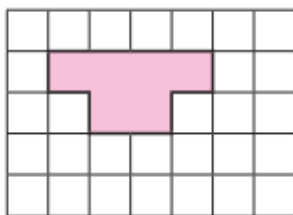


Compare answers with a partner.

- 1 Draw a shape with the given area.  
a) area = 7 squares      b) area = 13 squares

- 2 Draw two different shapes, each with an area of 8 squares.

- 3 Shade more squares to make the area 11 squares.

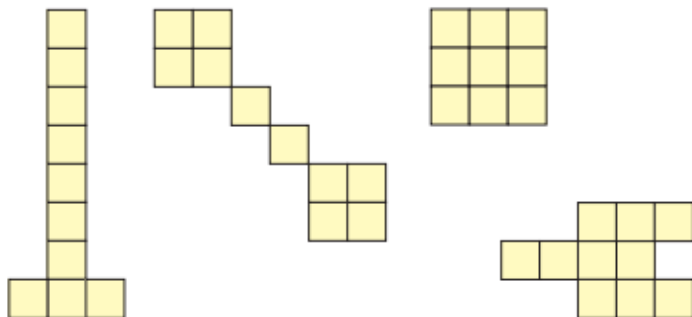



- 4 Amir has created a shape.



My shape has an area of 10 squares and is rectilinear.

Tick the shapes that Amir could have made.



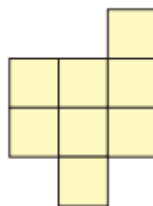
- 5  I cannot make a large square using an odd number of smaller squares.

Do you agree with Whitney?

Draw a picture to support your answer.

- 6 Draw two different rectangles, each with an area of 12 squares.

- 7 a) Add squares to this shape to make it into a square.




b) What is the area of the square you have made?

c) How could you make a larger square?

How many more squares do you need to add?

Show your working.

- 8 Dora and Tommy have drawn rectilinear shapes.



Tommy says he has made a different shape with the same area.

Do you agree with Tommy?

Explain your answer.

- 9 Use six square sticky notes or square shapes.



Make as many different rectilinear shapes with the squares as you can.

Draw some of your shapes.

Compare answers with a partner.

Wednesday 2nd February 2022

I can sequence events.

Load the Scratch website in Chrome.

scratch.mit.edu

Follow the instructions in the booklet  
for Activity 4.

Try to use your own skills to solve problems.

Extend to the 'Now Try This...' section.


Evidence

miércoles 2 de febrero de 2022

I can label different vegetables in Spanish

Puedo etiquetar diferentes vegetales en español



Let's learn Lesson 4: 

Use google translate to help you with matching the Spanish words with vegetables. Repeat after the speaker so you can practise your pronouncing

miércoles 2 de febrero de 2022

I can label different vegetables in Spanish

Puedo etiquetar diferentes vegetales en español



Las patatas	Las berenjenas	Las zanahorias	Las cebollas	Los calabacines
Los guisantes	Las judías verdes	Los champiñones	Las espinacas	Los tomates

Create matching cards  
for the name of the  
vegetable to its  
spelling and then play  
the game.

