

Friday 28th January 2022

Key



= spelling mistake



= error



= great sentence



= not edited



= LO link (newspaper features)

2 8. 0 1. 2 2

I can convert pounds and pence

<https://vimeo.com/497942634>

# Convert pounds and pence

1 a) Circle £1



b) Circle £1



c) Circle £1



d) Circle £10



2 How many 1p coins do you need to make £1?

3 Write the price of each item in pence.



£1 and 24p

 p


£2 and 24p

 p


£6 and 45p

 p

4 Write each amount in pounds and pence.

a) 274p = £  and  p    b) 592p = £  and  p

374p = £  and  p    591p = £  and  p

474p = £  and  p    590p = £  and  p

c)  $111\text{p} = \text{£} \square \text{ and } \square \text{ p}$

d)  $405\text{p} = \text{£} \square \text{ and } \square \text{ p}$

- 5 Annie has some coins.



a) How much money does Annie have?  $\text{£} \square \text{ and } \square \text{ p}$

b) What is 10p more?  $\text{£} \square \text{ and } \square \text{ p}$

What is 10p less?  $\text{£} \square \text{ and } \square \text{ p}$

c) What is 100p more?  $\text{£} \square \text{ and } \square \text{ p}$

What is 100p less?  $\text{£} \square \text{ and } \square \text{ p}$

- 6 What amount is represented in each box?



$\text{£} \square \text{ and } \square \text{ p}$



$\text{£} \square \text{ and } \square \text{ p}$



$\text{£} \square \text{ and } \square \text{ p}$

- 7 Eva empties out her money box.



How much money was in her money box?  $\text{£} \square \text{ and } \square \text{ p}$

How did you count the coins? Compare with a partner.

- 8 a) What is the fewest number of coins you can use to represent 315p?

\_\_\_\_\_

- b) Use 6 coins to make an amount that is more than £3, but less than £4. Draw your answer.



Compare answers with a partner.

Friday 28th January 2022

I can use ink to create different techniques.

What effects has water created so far?

If you want to have a go at creating ink marble paper, then use the instructions on the next few slides. If not, then create a piece of scribble art and practice colouring in neatly.

# Marble Paper



We are going to be making marble paper today.

# Marble Paper

How do you think we could get the 'marble look' on paper?

What colours do you think we should use?

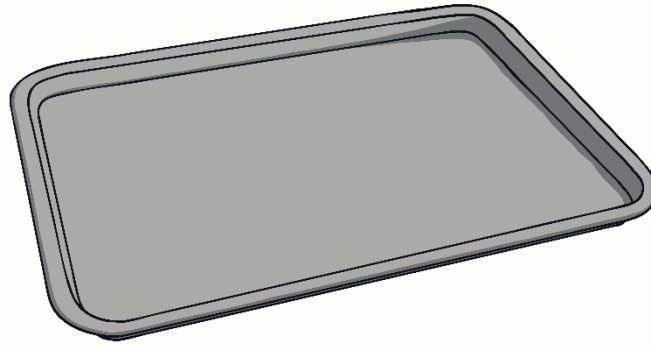
How could we make sure the paper won't become all wet and fall apart?

What will happen if we put the coloured oils onto the water?

What will happen when we swirl the colours around?



# You Will Need:



- Jars with sealable lids
- Shallow pans (larger than your paper)
- Vegetable oil
- Newspaper
- Skewers

- White card
- Spoons
- Food colouring
- Range of plain objects of different materials to test marble effect on




# Instructions

In each of the jars, pour in half a cup of vegetable oil.




# Instructions

Add food colouring to the oil.



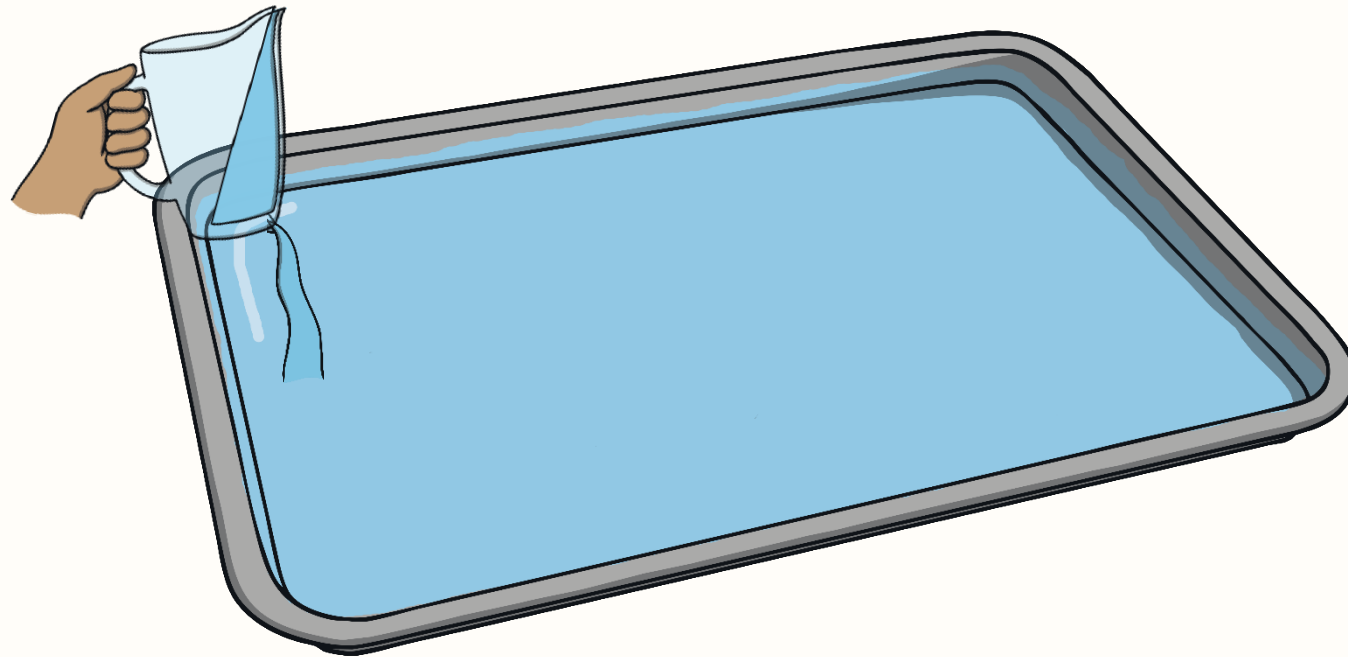
# Instructions

Put the lid on the jars and shake, until mixed.



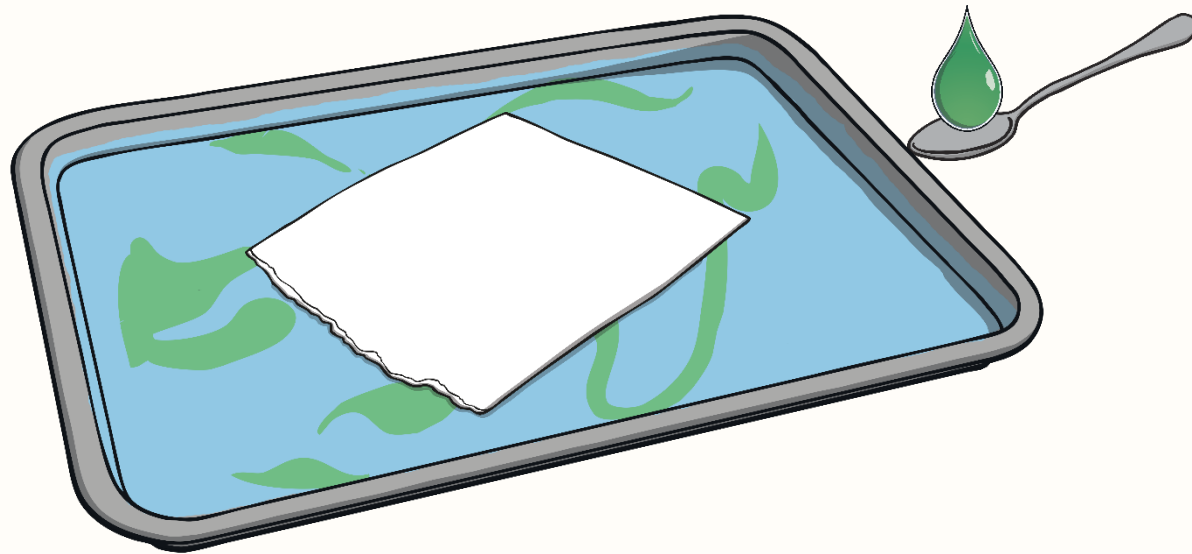
# Instructions

Half fill shallow pans with water.



# Instructions

Lift the paper out gently.



# Instructions

Leave paper to dry.

