

Tuesday 25th January 2022

caught

appears

experience



GOOD  
MORNING

WOTD

distraught

Late yesterday evening, a distraught pirate was found on the harbourside warning others not to trust strangers who promise gold.

Write your own sentences using the spelling words and the word of the day.

Tuesday 24th January 2022

I can write opening sentences for a news report

Today we will:

- Learn what opening sentences **MUST** contain.
- Write our own about yesterday's headlines

Key questions

who what where when

?

I can write opening sentences for a news report.

## CHEF LUBBER WINS GOLDEN MAGGOT

*When* *Who*  
*Where* Last night, at the Restaurant  
*What happened* Awards, Chef Lubber won the  
rare Golden Maggot award for  
his new restaurant.

How is the opening sentence different from the headline?

# I can write opening sentences for a news report.

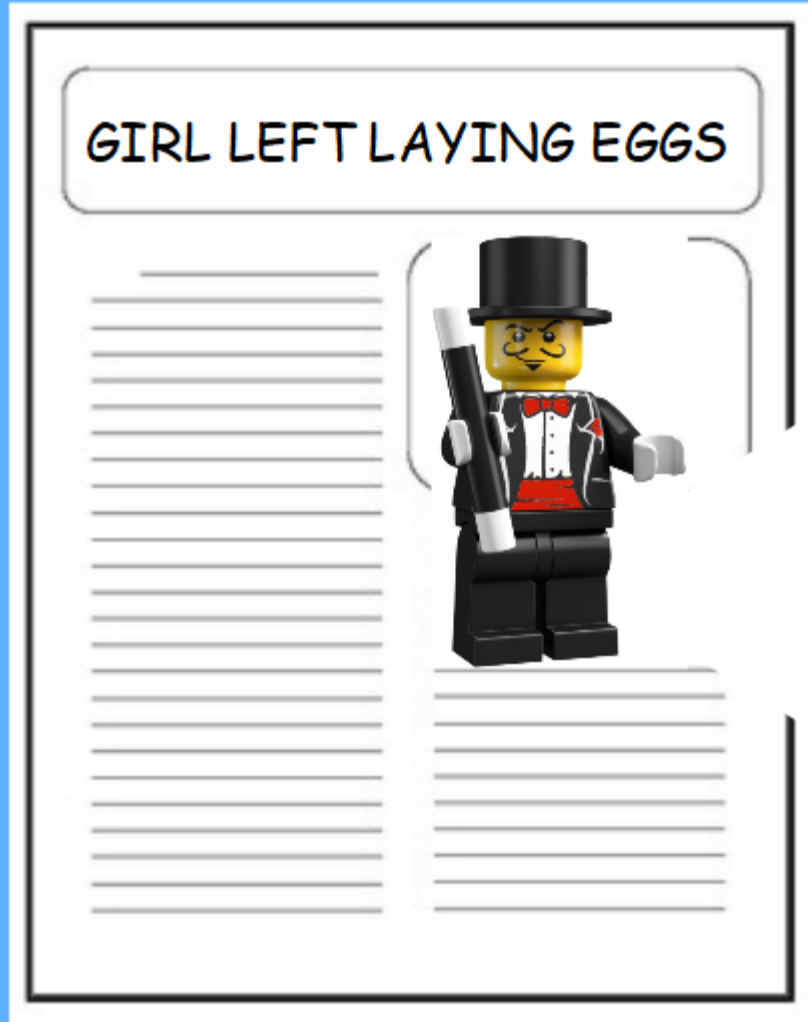
Look at these examples. What information is the opening sentence giving you?

## PRECIOUS TREES GET THE CHOP



Late last night in  
Sutton Park, a  
mysterious woman,  
with a dark axe,  
was seen chopping  
down rare,  
precious trees.

## I can write opening sentences for a news report.



At 9AM in London yesterday, Melanie Hurdle, 8, was on her way to school when she was suddenly transformed into an ostrich. Bystanders have confirmed that they saw an evil looking magician running from the scene.

THINK: What has happened? Who does it involve? Where did it happen? When did it happen?

- pirate disappearance



- sea monster sighting



- a mysterious fiddler in town

# I can write opening sentences for a news report.

Choose one of your headlines.

What could your opening sentence be?

Headline

When?

Where?

Who?

Doing what?

Opening sentence:

Tuesday 25th January 2022

I can write opening sentences for a news report.

Write opening sentences to go  
with your headlines.

If you don't have your 3  
headlines from yesterday,  
use these:

- MONSTER ON THE LOOSE
- BOY FINDS TREASURE
- PIRATES DISAPPEAR AT SEA
- STRANGE FIDDLER SEEN

**MUST** Report who and where

**SHOULD:** Report who, where, when and what

**COULD:** Make sure commas are used accurately. Try  
ordering clauses differently



25.01.2022

I can recognise the value of money

**Starter for ten**

$$2 \times \underline{\quad} = 10$$

$$7 \times \underline{\quad} = 21$$

$$\underline{\quad} = 5 \times 6$$

$$\underline{\quad} = 12 \times 10$$

$$15 = \underline{\quad} \times 3$$

$$150 = \underline{\quad} \times 10$$

Remember to spend 10 minutes on times table rock stars

The tutorial for today's work is found at:  
<https://vimeo.com/497344241>

# Count money – pounds

1 Match the coin or note to its value.



£5



£1



£50



£20



£10



£2

2 How much money is there?












3 How much money is there?







4 Complete the bar models.




5 Write  $<$ ,  $>$  or  $=$  to compare the money.



6 Dora has this money.



Ron has this money.



I have more money because I have notes.



Is Ron correct? \_\_\_\_\_

How do you know?

7 Mo has this money.



I have £25



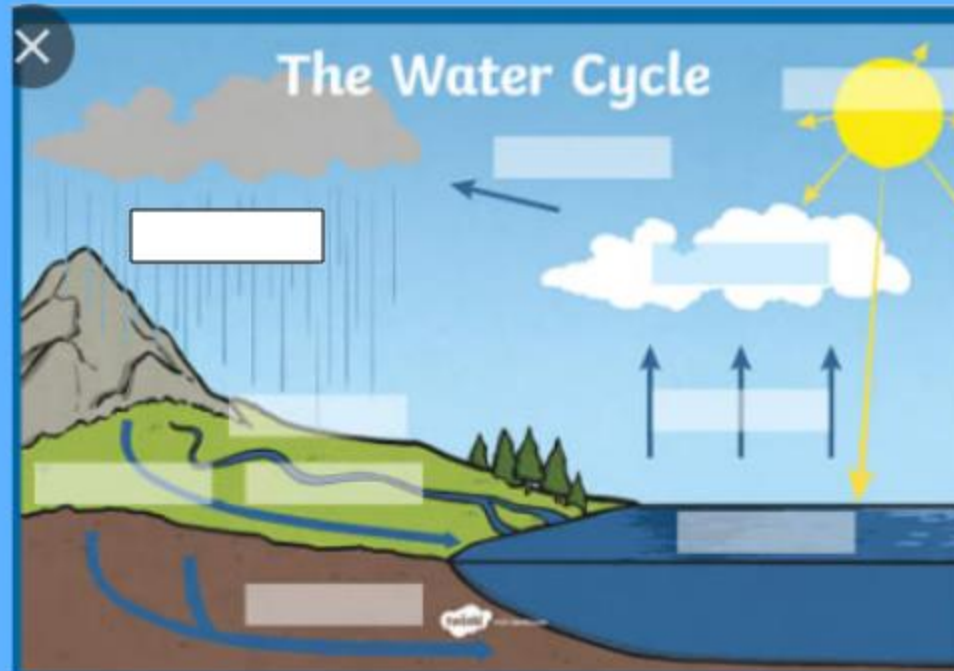
Do you agree with Mo?

Talk about it with a partner.

Tuesday 25th January 2022

I can understand how water is treated

What did we learn last lesson? What do the words below mean?



precipitation

evaporation

condensation

water vapour

Tuesday 25th January 2022

I can understand how water is treated

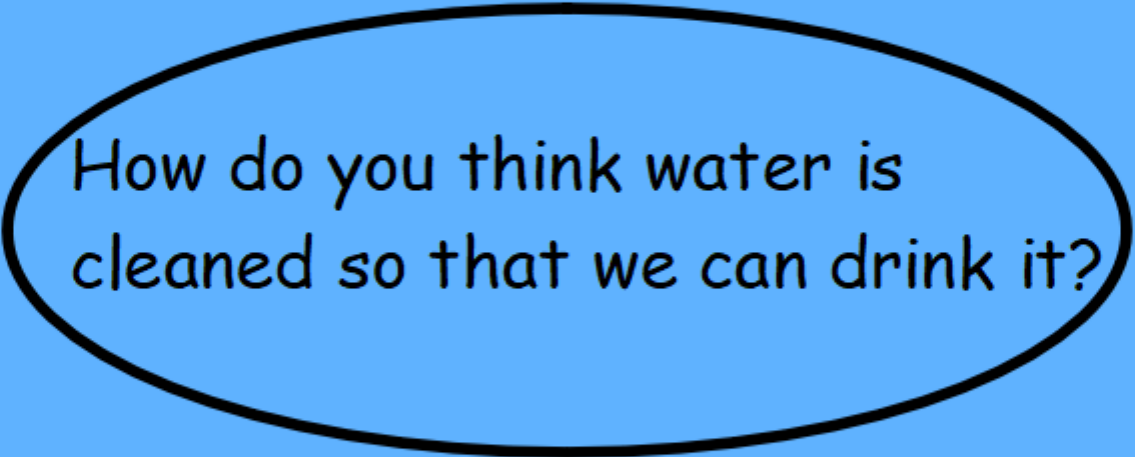
Which would you drink?





Tuesday 25th January 2022

I can understand how water is treated

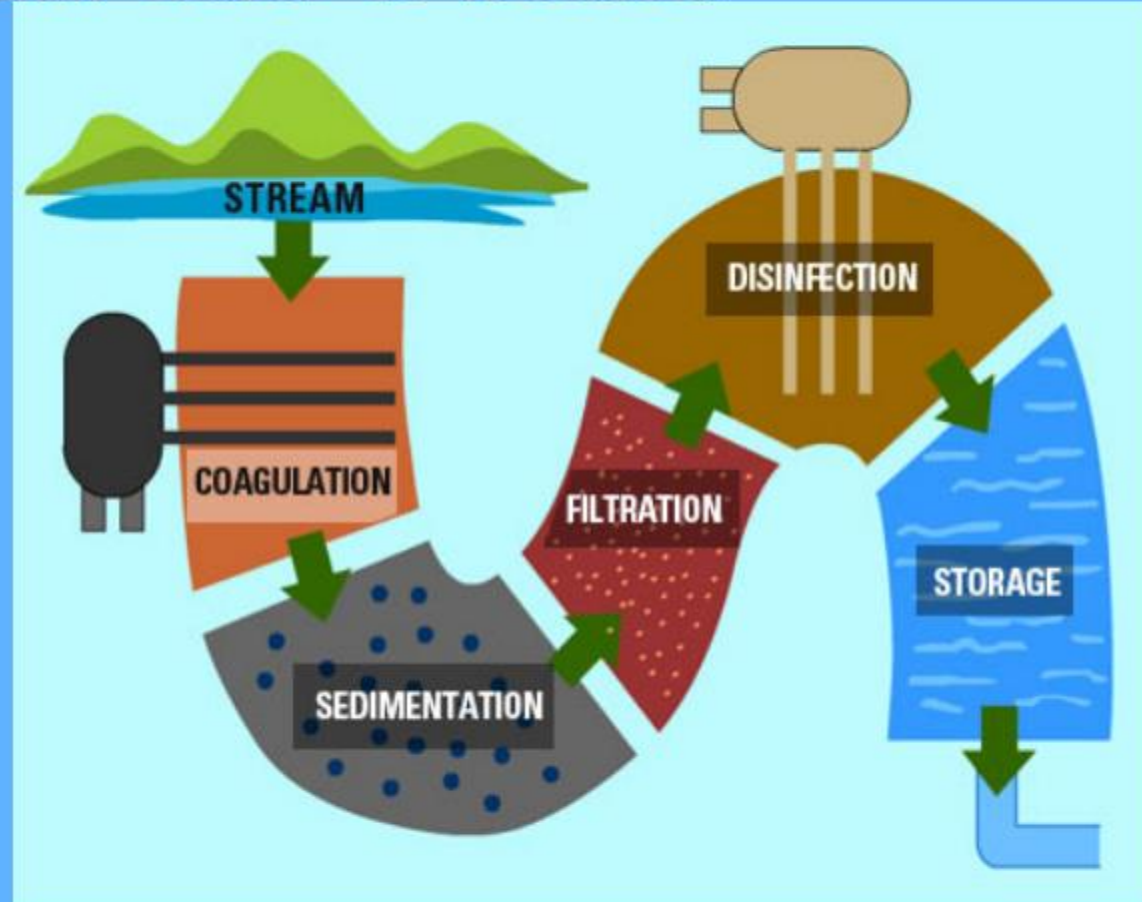


How do you think water is  
cleaned so that we can drink it?

Tuesday 25th January 2022

I can understand how water is treated

The process:

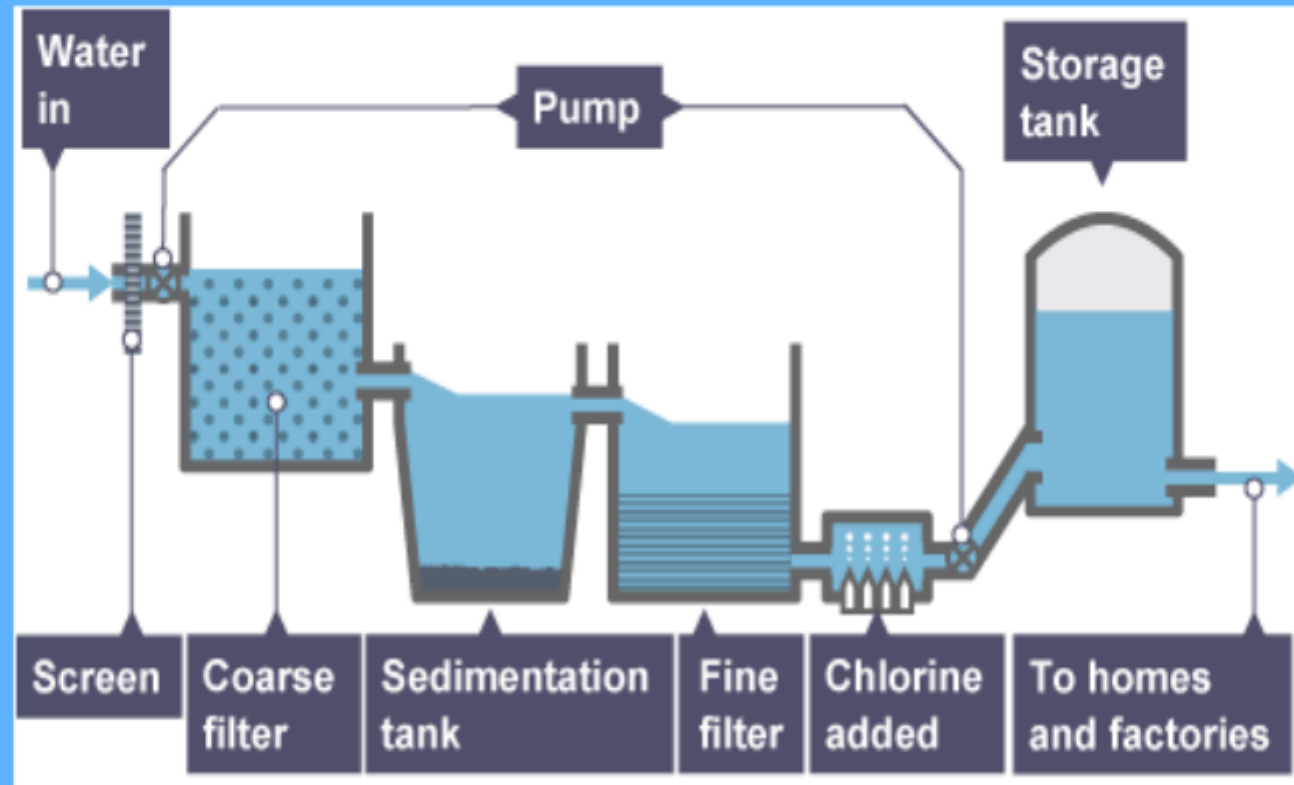


[www.bbc.co.uk/teach/class-clips-video/primary-science-what-happens-to-our-sewage/zrmhy9q](http://www.bbc.co.uk/teach/class-clips-video/primary-science-what-happens-to-our-sewage/zrmhy9q)

Tuesday 25th January 2022

I can understand how water is treated

Here is another diagram





Tuesday 25th January 2022

I can understand how water is treated

Try to 'clean' your own water...

You will need:

- Dirty water
- several cups or containers
- seive
- filter paper

You could try this at home for extra wow!

<https://www.youtube.com/watch?v=60Big9U+6Mc>

**REMEMBER** that germs are invisible and whilst you may get your muddy water looking clean,  
**IT IS NOT SAFE TO DRINK**