

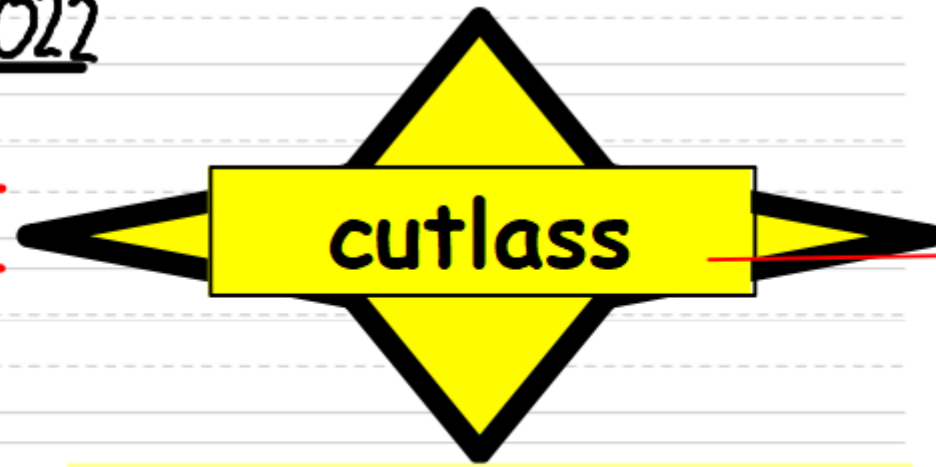
Friday 14th January 2022

mp

wl

learn

length



The second time that you copy, try to use today's **Word of the Day** in your own sentence instead of the sentence below.

Do you know what this word means? Would you be able to explain its meaning to someone and give an example of its use?

Learning a new swimming stroke was difficult but practising lengths of the pool helped.

Friday 14th January 2022

I can edit my writing.



Reflection time

Read through your writing carefully.

How do you think you have done?

Two stars



Friday 14th January 2022

I can edit my writing.



How can we add adjectives or adverbs to extend each line?

One day in a fishing village,

A ship sailed in, set to pillage!

The pirates were blinded by greed.

They charged through the streets,

Stripping the butchers of all their meats,

The pirates were blinded by greed.

Friday 14th January 2022

I can edit my writing.

Does your rhyme make sense for a pirate poem?

They silently ran back to their tall ships
With lots of bags of fish and chips

If not, change the structure of the line so that a different word is at the end:

To their tall ships, they ran back
Each with gold in a bulging, heavy sack

Friday 14th January 2022

I can edit my writing.

LO Link... pirate vocabulary



Tick 3 places where you have used pirate vocabulary within your work.

Friday 14th January 2022

Key



= spelling mistake



= error



= great sentence



= not edited



= L.O. link - pirate vocabulary

How can we edit effectively?

Friday 14th January 2022

I can edit my writing.

Use the key to assess your writing.

Check one sentence at a time...if you don't edit it then put a tick at the end.

Remember to stay in order, don't jump about!

Leave a line between each edited sentence!

Friday 14th January 2022

I can edit my writing.

Let's share our best sentences.









1 4.1.2 2

I can use written methods to multiply

Let's learn:

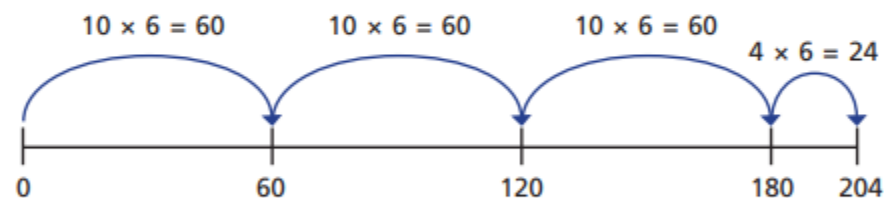
[whiterosemaths.com/homelearning?year=](http://whiterosemaths.com/homelearning?year=year-4)
[year-4](http://whiterosemaths.com/homelearning?year=year-4)

- 1 Dora uses base 10 to work out 34×3

Tens	Ones
	
	
	

Use base 10 to work out 3×28 and 3×36

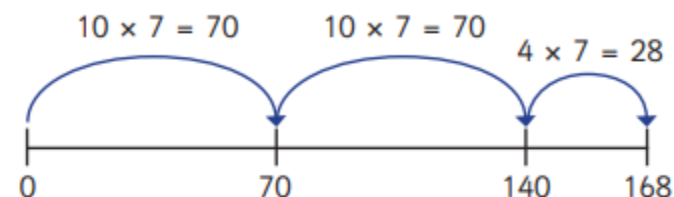
- 2 Class 4 are using number lines to solve 6×34



- a) Talk about Class 4's method with a partner.
b) Use a number line to complete the multiplications.

5×32 7×32 4×56

- 3 Mo uses a number line to work out 7×34



What mistake has Mo made?

Talk about it with a partner.

Draw the correct number line.

- 4 Amir is working out 43×5

$40 \times 5 = 200$
 $3 \times 5 = 15$
 $43 \times 5 = 215$



- a) Talk about Amir's method with a partner.
b) Use Amir's method to complete the multiplications.

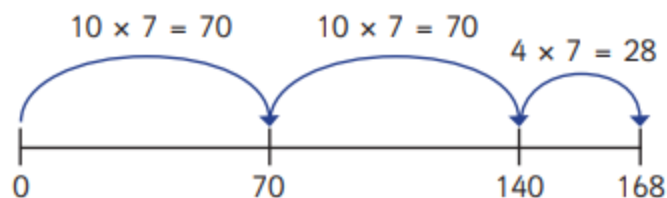
32×6

8×42

7×31

- 5 A farmer is calculating the number of sheep on her farm.
She has 6 fields.
Each field has 35 sheep.
Use a written method to work out how many sheep there are altogether.

- 3 Mo uses a number line to work out 7×34



What mistake has Mo made?

Talk about it with a partner.

Draw the correct number line.

- 4 Amir is working out 43×5

$40 \times 5 = 200$
 $3 \times 5 = 15$
 $43 \times 5 = 215$



a) Talk about Amir's method with a partner.

b) Use Amir's method to complete the multiplications.

32×6

8×42

7×31

- 5 A farmer is calculating the number of sheep on her farm.

She has 6 fields.

Each field has 35 sheep.

Use a written method to work out how many sheep there are altogether.

- 6 Here are 6 multiplications.

4×59

3×33

5×36

9×32

7×21

6×25

A

B

C

D

E

F

Which of the multiplications would you calculate mentally?

Which of the multiplications would you use a written method for?

Talk about your choices with a partner.

Work out the multiplications.

Show your working where necessary.

4×59

9×32

3×33

7×21

5×36

6×25

Friday 14th January 2022

I can explore water shapes and patterns.

Let's look at these splash images:



www.flickr.com/groups/waterdrops/pool/



What is a silhouette?

Friday 14th January 2022

I can explore water shapes and patterns.

Follow the steps in this video to
create your own water image.

youtu.be/01hFGaAvaok

If you do not have a wax crayon, you can use
a candle. Perhaps ask an adult if there is a
leftover candle from a birthday party.